

TNT

ExpressConnect

ExpressConnect Shipping Integration Guide

Version 3.1



Revision History

Date	Version	Description
12/09/2016	3.0	New version of technical user guide for ExpressConnect Shipping after major technical improvements
31/03/2017	3.1	Updated to include section on CData entry.
26/04/2017	3.2	Include additional error messages for cut off times.

Table of Contents

1. Introduction	6
1.1 Legend	7
1.2 Activities/functional features	8
1.3 Booking and Shipping failures	10
2. Registration	11
3. Making a request to the TNT server	12
4. Example XML Ship request document	13
5. Input XML format	17
5.1 Header	18
5.2 Login	18
5.3 Consignment Batch	19
5.4 Sender	20
5.4.1 The sender address and contact elements	21
5.4.2 The Collection element	22
5.4.2.1 The Collection address element	22
5.4.2.2 The Collection/Opening times details	23
5.5 Consignment	24
5.5.1 The ConRef element	24
5.5.2 The Receiver address element	25
5.5.3 The Delivery address element	25
5.6 The CONNUMBER element	26
5.7 The CUSTOMERREF element	26
5.8 The CONTTYPER element	26
5.9 The PAYMENTIND element	27
5.10 The ITEMS element	28
5.11 The WEIGHT and VOLUME elements	28
5.12 The CURRENCY and GOODSVALUE elements	29
5.13 The INSURANCE CURRENCY and VALUE elements	29
5.14 The SERVICE element	29
5.15 The OPTION element	30
5.16 The DESCRIPTION element	30
5.17 The DELIVERYINST element	30
5.18 The Dangerous Goods elements	31
5.18.1 The PACKAGE element	32
5.18.1.1 The ARTICLE element	33
5.19 ACTIVITY Elements	34
5.19.1 Create Elements	34
5.19.2 Ship Elements	35
5.19.3 RATE Elements	35
5.19.4 BOOK Elements	36
5.19.5 PRINT Elements	37
5.19.6 SHOW_GROUPCODE Elements	38

6. Processing the XML Response	39
6.1 Processing the RESULT XML Response	40
6.1.1 CREATE response element	42
6.1.2 RATE response element	43
6.1.2.1 RATE response element – UK Domestic	43
6.1.2.1.1 generatedByName, generatedById, requestDateTime and quoteReference elements	45
6.1.2.1.2 The availableCollectionDate element	45
6.1.2.1.3 The collectionDepot, ratingDepot, accountName, divisionNumber, noteType, enhancedLiabilityIndicator, options, bookingStatus and quoteComment elements	45
6.1.2.1.4 The availableDeliveries section	46
6.1.2.1.5 The ratedServices and ratedService sections	46
6.1.2.1.6 The surcharges sections	47
6.1.3 BOOK response element	48
6.1.4 SHIP response element	48
6.1.5 PRINT response element	49
7. Shipping Documentation responses	50
7.1 Development your own solution	51
7.2 Using the TNT stylesheets in an XML compliant browser	52
7.3 Producing HTML with a compliant XML / XSL parser	53
7.4 Documentation requirement rules	54
7.5 Consignment Note	55
7.6 Address labels	60
7.7 Detail Manifest	66
7.8 Summary Manifest	71
7.9 Commercial invoice	72
8. Errors	77
8.1 Application generated errors	77
8.1.1 Request errors	77
8.1.2 XML errors	77
8.1.3 Validation errors	78
8.2 Table of application generated error codes, messages and resolutions	79
9. Connecting to ExpressConnect Shipping	97
9.1 VB Script sample	99
9.2 JAVASCRIPT CONNECTION CODE EXAMPLE	105

9.3 C# EXAMPLE	107
9.4 C# EXAMPLE	109
10. Appendix A: XML elements definition (input)	112
11. Appendix B: XSD Data Types	127
11.1 Custom Data Types	127
12. Appendix C MANDATORY FIELDS (INPUT XML)	129
13. Appendix D DATA RULES (INPUT XML)	131
14. Appendix E: ISO 3166-1 Alpha-2 Country Codes	133
15. Appendix E: VAT codes	141
16. Appendix F - Example Booking confirmation from backend systems	143
17. Appendix G - Advanced Shipping Notification	144
18. Appendix H – Returns Paperwork	145
19. Appendix I – Modulus 11 or 7 Check Digit	146
20. Appendix J – Group Codes	147
21. Appendix K – Security/connectivity requirements	149
22. Appendix L – First Time Trader Requirements	150
23. Appendix M – XML markup Language characters	151
24. Appendix N – Dangerous Goods processing	152

ExpressConnect Shipping Integration Guide	Version: 1.0
	Date: 05/08/2016

1. Introduction

ExpressConnect Shipping is part of the ExpressConnect family, providing B2B interfaces into TNT's operational and financial systems. The ExpressConnect Shipping interface is used to arrange a collection, rate a consignment and print the associated shipping documentation.

This manual provides a technical guide to the ExpressConnect Shipping interface. It is designed to help developers understand the interface sufficiently to program an application to arrange a collection with TNT. With the use of XML (extensible mark-up language) technology, this will provide shipping functionality for multiple consignment submissions. The majority of examples in the document will be XML based as it is easier to understand the data involved.

Return data from TNT will be formatted as XML, again in a predetermined structure. When this data is returned to a client, they may parse it for storage or presentation, as they require.

An ExpressConnect Login Id will be arranged by your TNT representative. The customer must supply a list of valid TNT accounts numbers to be used with the system. A secure connection is thus set up, using both authentication and secure protocols, to submit requests and to receive processed CONSIGNMENT labels based on the published URL:

<https://express.tnt.com/expressconnect/shipping/ship>

Sample scripts are provided to show how a connection can be achieved together with example requests and responses to illustrate the data required; see [Connecting to ExpressConnect Shipping](#). Consideration is given below to the networking and security requirements to ensure that this is successful.

This document is structured as follows:

- Registration
- Making a request to the TNT server
- Example XML Shipping Request Document
- Input XML Format - the structure and content of the request
- Processing the response - information about the data that will be returned
- Errors - possible error messages and the steps you can take to resolve them
- Connecting to ExpressConnect Shipping
- Appendices

1.1 Legend

The following conventions have been used throughout this document.

Normal	The majority of text in this document is in this style. Section in this style are part of the narrative of the document
Code	Sections or words in this text indicate a section of XML, XML element, or section of code.
[0..1]	Digits within square brackets indicate the number of times an element may occur in an XML document. Examples include: [1] The element must appear once in the document [0..*]. The element may appear once, many times (unlimited) or not at all. [0..1] The element is optional. If it appears, it must appear only once. [1..5] The element may appear any number of times between 1 and 5 times
xsd:string	This indicates one of the schema types, in this case a string. More information on defined schema data types can be found at http://www.w3.org/TR/xmlschema-2/#built-in-datatypes
...	Means that the section has been omitted for the sake of clarity. This usually means that the omitted elements are described elsewhere or that the section where they appear is a repetition of a previous stanza. For example: <house> <room> <width unitOfMeasure="m">12</width> </room> <!-- the next room contains the same dimensions sections as the one above. --> <room>...</room> </house>

ExpressConnect Shipping Integration Guide	Version: 1.0
	Date: 05/08/2016

1.2 Activities/functional features

This web service offers collection booking and shipping functionality for single or multiple consignment submissions available.

Consignments may be created on the system, and then the details later accessed, using the created consignment numbers in order to carry out various activities, such as rating, booking, and printing. The XML format required for these options is shown later.

Consignments can also be batched, according to their group code, and be booked together or printed as one summary manifest.

The five possible activities are:

Create

This stores the consignment on the ExpressConnect Shipping database for a period of one week. Consignments can then be referred to by consignment number in later processing. A Consignment Numbers will be returned for each successful consignment creation.

Ship

This activity allows the customer to send their consignment information directly into TNT's back end shipping management systems without the need for a collection request. This is especially useful for customers who have a regular collection arranged with TNT, and therefore do not need to raise a separate collection request each time they submit data through Express Connect. The <SHIP> tag is only valid for the V2.2 and above versions of the interface.

Rate

Using the same functionality as ExpressConnect Pricing, rates will be returned for the submitted consignments. A rate is the projected cost of sending a consignment via TNT for a given service. You will usually have a number of options with regards to the level of service you require for sending a consignment. Rating a consignment will return a rate for all available services unless a specific service is specified. The RATE activity is used to provide an estimated cost for the delivery of the consignment.

Book

Once the consignment details are complete, the consignments are sent up to the central booking system and a success/fail message returned. If the customer name and account details are not recognized then a First Time Trader flag will be returned, warning the customer to expect security checks (see appendix I for details). Consignments can be batched for booking by including the group code for the group of consignments.

In order to test booking without sending data to the TNT backend systems and actually creating a real booking it is possible to request a test id for your company in addition to the live userid.

Two different confirmations are available. ExpressConnect can be set up to provide an email to confirm it has received and processed information; this is on a per userid basis. And the TNT booking system can send an email to the sender/collection email address provided in the input XML to confirm the actual booking in the backend systems together with the actual booking reference number.

ExpressConnect Shipping Integration Guide	Version: 1.0
	Date: 05/08/2016

When a customer requests a shipment using v2.2, they may also specify an additional attribute to the <BOOK> tag called ShowBookingRef.

```
<BOOK ShowBookingRef="Y">
  <CONREF>ref2</CONREF>
</BOOK>
```

Setting the ShowBookingRef attribute to 'Y' will, when a collection request is raised successfully in TNT's collection booking system, return the booking reference number within the <BOOKINGREF> tag.

```
<BOOK>
  <CONSIGNMENT>
    <CONREF>ref2</CONREF>
    <CONNUMBER>GE857115020GB</CONNUMBER>
    <SUCCESS>Y</SUCCESS>
    <FIRSTTIMETRADER>Y</FIRSTTIMETRADER>
    <BOOKINGREF>CVT 803567</BOOKINGREF>
  </CONSIGNMENT>
</BOOK>
```

Print

There are four shipping documents available for the customer's submitted consignments: Consignment Note (Con note), (address) label, commercial invoice and manifest. These will be returned with a style sheet, viewable as a document in your web browser. The manifest that is printed can take the form of a summary manifest if the group code is used, as opposed to the individual consignment numbers or references. The XML data returned is the same for the manifest and summary manifest, but with a different XSL style sheet specified in the processing instruction.

Your consignment data will be passed to TNT in a predetermined XML format. You will get the data to TNT by opening an http socket level connection to a given URL and port (otherwise known as an HTTP connection), thus connecting your own web server with that of TNT. The XML document sent in must be passed as a URL encoded string.

Return data from TNT will be formatted as XML, again in a predetermined structure (in the case of printing, the XML will be associated with a style sheet, allowing the document to be displayed in a browser and printed). When the data is returned to you, you may parse it for storage or presentation, as required.

It is also possible for the printed documentation to be sent as HTML files to a given email address. This is useful when arranging consignments to be collected from a different site to the ExpressConnect installation.

ExpressConnect Shipping Integration Guide	Version: 1.0
	Date: 05/08/2016

1.3 Booking and Shipping failures

Occasionally, during peak times, you may experience a booking or a shipping failure, resulting in your bookings or Shipping request not being completed. If this occurs, you will be notified in the returned XML by the <SUCCESS>N</SUCCESS> indicator in the appropriate “ACTIVITY” element.

For example;

```

..
  <BOOK>
    <CONSIGNMENT>
      <CONREF>Ref04_117a</CONREF>
      <SUCCESS>N</SUCCESS>
      <FIRSTTIMETRADER>Y</FIRSTTIMETRADER>
    </CONSIGNMENT>
  </BOOK>
  <SHIP>
    <CONSIGNMENT>
      <CONREF>Ref04_117a</CONREF>
      <SUCCESS>N</SUCCESS>
    </CONSIGNMENT>
  </SHIP>
...

```

Your application should monitor for these failed responses and re-submit any failing request.

When resubmitting a failed booking request, you must ensure to only provide either the CONREF or the CONNUMBER, not both.

If the order was “created” successfully, then there is no need to repeat this activity and the re-submission should only include the failed activities.

If you include a create “ACTIVITY” element, with the re-submission, please be aware that if you are assigning consignment numbers from your own, dedicated range then you will need to assign a new consignment number to each re-submission in order for the booking to be created successfully. Re-submitting any failing requests with the original consignment number will result in a duplicate consignment error.

Please note, it is always possible for any of the activities to fail and return a “<SUCCESS>N</SUCCESS>” and so your application should be developed to handle these responses.

ExpressConnect Shipping Integration Guide	Version: 1.0
	Date: 05/08/2016

2.Registration

Each customer is set up with a username and password, required for all communications with the system. The same username and password is used for ExpressConnect Shipping Pricing and Tracking.

Please contact your local TNT representative to complete a registration request.

ExpressConnect Shipping Integration Guide	Version: 1.0
	Date: 05/08/2016

3. Making a request to the TNT server

To make a Ship request, you must construct an XML file which conforms to the standard set out in this document. The submission will be validated to check for any problems with the structure of the XML. This facility is provided to allow you to self-diagnose problems with the XML.

Before sending an XML document over the internet to TNT, you should verify that you understand the XML format by successfully using the Express Web Services Shipping site provided by TNT, contact your TNT representative for further information. The audience for the website is intended to be developers who can use it as a tool to test their XML and to analyse results, prior to and during the development of client applications. It includes a Test Harness that allows the developer to submit sample XML to the service.

- ExpressConnect Shipping does NOT support non-ASCII characters.
- The demonstration site links to a production like environment so that it replicates exactly the results that the customer will achieve with their completed application.

Having made a successful submission of an XML document via the test page, you are ready to set up a socket connection and make a programmatic submission using HTTP POST to the following URL:

<https://express.tnt.com/expressconnect/shipping/ship>

Please be aware that all submissions to the aforementioned URL will require you to supply your user id and password in the body of the XML request.

More detailed information on connecting to the ExpressConnect servers can be found in [Connecting to ExpressConnect Shipping](#).

ExpressConnect Shipping Integration Guide	Version: 1.0
	Date: 05/08/2016

4. Example XML Ship request document

An example is provided below of a typical Ship request. The request specifies a single consignment, with the standard activities.

There can be multiple <CONSIGNMENT> elements in a request, so each one must contain a unique <CONREF> element to act as a key to uniquely identify it. This is then used in responses to identify which one each returned price, error message, etc relates to.

```
<?xml version="1.0" encoding="UTF-8"?><ESHIPPER>
  <LOGIN>
    <COMPANY>username</COMPANY>
    <PASSWORD>password</PASSWORD>
    <APPID>EC</APPID>
    <APPVERSION>2.2</APPVERSION>
  </LOGIN>
  <CONSIGNMENTBATCH>
    <SENDER>
      <COMPANYNAME>Sender Co 01-008</COMPANYNAME>
      <STREETADDRESS1>TEST DO NOT COLLECT1</STREETADDRESS1>
      <STREETADDRESS2>TEST DO NOT COLLECT2</STREETADDRESS2>
      <STREETADDRESS3>TEST DO NOT COLLECT3</STREETADDRESS3>
      <CITY>Atherstone</CITY>
      <PROVINCE>Warwickshire</PROVINCE>
      <POSTCODE>CV9 2ry</POSTCODE>
      <COUNTRY>GB</COUNTRY>
      <ACCOUNT>987654321</ACCOUNT>
      <VAT/>
      <CONTACTNAME>Mr Contact</CONTACTNAME>
      <CONTACTDIALCODE>01827</CONTACTDIALCODE>
      <CONTACTTELEPHONE>717733</CONTACTTELEPHONE>
      <CONTACTEMAIL>contact@tnt.com</CONTACTEMAIL>
      <COLLECTION>
        <COLLECTIONADDRESS>
          <COMPANYNAME>Collection Name</COMPANYNAME>
          <STREETADDRESS1>TEST DO NOT COLLECT4</STREETADDRESS1>
          <STREETADDRESS2>TEST DO NOT COLLECT5</STREETADDRESS2>
          <STREETADDRESS3>TEST DO NOT COLLECT6</STREETADDRESS3>
          <CITY>Atherstone</CITY>
          <PROVINCE>Warwickshire</PROVINCE>
          <POSTCODE>CV9 1TT</POSTCODE>
          <COUNTRY>GB</COUNTRY>
          <VAT/>
          <CONTACTNAME>Mr Contact</CONTACTNAME>
          <CONTACTDIALCODE>00000</CONTACTDIALCODE>
          <CONTACTTELEPHONE>700005</CONTACTTELEPHONE>
          <CONTACTEMAIL>contact@tnt.com</CONTACTEMAIL>
        </COLLECTIONADDRESS>
        <SHIPDATE>15/08/2016</SHIPDATE>
        <PREFCOLLECTTIME>
          <FROM>09:00</FROM>
          <TO>10:00</TO>
        </PREFCOLLECTTIME>
        <ALTCOLLECTTIME>
          <FROM>11:00</FROM>
          <TO>12:00</TO>
        </ALTCOLLECTTIME>
        <COLLINSTRUCTIONS>use rear gate 01-008</COLLINSTRUCTIONS>
      </COLLECTION>
    </SENDER>
  </CONSIGNMENTBATCH>
</ESHIPPER>
```

Continued below

```

</SENDER>
<CONSIGNMENT>
  <CONREF>ref01_008</CONREF>
  <DETAILS>
    <RECEIVER>
      <COMPANYNAME>Receiver Name</COMPANYNAME>
      <STREETADDRESS1>TEST DO NOT COLLECT7</STREETADDRESS1>
      <STREETADDRESS2>TEST DO NOT COLLECT8</STREETADDRESS2>
      <STREETADDRESS3>TEST DO NOT COLLECT9</STREETADDRESS3>
      <CITY>Amsterdam</CITY>
      <PROVINCE/>
      <POSTCODE>1012 AA</POSTCODE>
      <COUNTRY>NL</COUNTRY>
      <VAT>VAT-0123</VAT>
      <CONTACTNAME>Mr Bob</CONTACTNAME>
      <CONTACTDIALCODE>1672</CONTACTDIALCODE>
      <CONTACTTELEPHONE>987432</CONTACTTELEPHONE>
      <CONTACTEMAIL>email@tnt.com</CONTACTEMAIL>
    </RECEIVER>
    <DELIVERY>
      <COMPANYNAME>Delivery Name</COMPANYNAME>
      <STREETADDRESS1>TEST DO NOT COLLECT10</STREETADDRESS1>
      <STREETADDRESS2>TEST DO NOT COLLECT11</STREETADDRESS2>
      <STREETADDRESS3>TEST DO NOT COLLECT12</STREETADDRESS3>
      <CITY>Amsterdam</CITY>
      <PROVINCE/>
      <POSTCODE>1012 AA</POSTCODE>
      <COUNTRY>NL</COUNTRY>
      <VAT>VAT-0123</VAT>
      <CONTACTNAME>Mr Frank</CONTACTNAME>
      <CONTACTDIALCODE>1672</CONTACTDIALCODE>
      <CONTACTTELEPHONE>987432</CONTACTTELEPHONE>
      <CONTACTEMAIL>email@tnt.com</CONTACTEMAIL>
    </DELIVERY>
    <CUSTOMERREF>DISKS</CUSTOMERREF>
    <CONTYPE>N</CONTYPE>
    <PAYMENTIND>S</PAYMENTIND>
    <ITEMS>6</ITEMS>
    <TOTALWEIGHT>3.6</TOTALWEIGHT>
    <TOTALVOLUME>1.0</TOTALVOLUME>
    <CURRENCY>GBP</CURRENCY>
    <GOODSVALUE>180.00</GOODSVALUE>
    <INSURANCEVALUE>150.00</INSURANCEVALUE>
    <INSURANCECURRENCY>GBP</INSURANCECURRENCY>
    <SERVICE>15N</SERVICE>
    <OPTION>PR</OPTION>
    <DESCRIPTION>assorted office accessories</DESCRIPTION>
    <DELIVERYINST>Delivery Instructions TEST</DELIVERYINST>
  </DETAILS>
</CONSIGNMENT>

```

Continued below

```

<PACKAGE>
  <ITEMS>3</ITEMS>
  <DESCRIPTION>box 1</DESCRIPTION>
  <LENGTH>0.1</LENGTH>
  <HEIGHT>0.2</HEIGHT>
  <WIDTH>0.3</WIDTH>
  <WEIGHT>0.4</WEIGHT>
  <ARTICLE>
    <ITEMS>1</ITEMS>
    <DESCRIPTION>paperclips</DESCRIPTION>
    <WEIGHT>.03</WEIGHT>
    <INVOICEVALUE>2.30</INVOICEVALUE>
    <INVOICEDESC>metal paperclips</INVOICEDESC>
    <HTS>ABC</HTS>
    <COUNTRY>GB</COUNTRY>
  </ARTICLE>
</PACKAGE>
<PACKAGE>
  <ITEMS>3</ITEMS>
  <DESCRIPTION>box 2</DESCRIPTION>
  <LENGTH>0.5</LENGTH>
  <HEIGHT>0.6</HEIGHT>
  <WIDTH>0.7</WIDTH>
  <WEIGHT>0.8</WEIGHT>
  <ARTICLE>
    <ITEMS>1</ITEMS>
    <DESCRIPTION>paperclips</DESCRIPTION>
    <WEIGHT>.03</WEIGHT>
    <INVOICEVALUE>2.30</INVOICEVALUE>
    <INVOICEDESC>metal paperclips</INVOICEDESC>
    <HTS>ABC</HTS>
    <COUNTRY>GB</COUNTRY>
  </ARTICLE>
</PACKAGE>
</DETAILS>
</CONSIGNMENT>
</CONSIGNMENTBATCH>
</CONSIGNMENT>

```

Continued below

```
<ACTIVITY>
  <CREATE>
    <CONREF>ref01_008</CONREF>
  </CREATE>
  <RATE>
    <CONREF>ref01_008</CONREF>
  </RATE>

  <BOOK>
    <CONREF>ref01_008</CONREF>
  </BOOK>
  <SHIP>
    <CONREF>ref01_008</CONREF>
  </SHIP>
  <PRINT>
    <CONNOTE>
      <CONREF>ref01_008</CONREF>
    </CONNOTE>
    <LABEL>
      <CONREF>ref01_008</CONREF>
    </LABEL>
    <MANIFEST>
      <CONREF>ref01_008</CONREF>
    </MANIFEST>
    <INVOICE>
      <CONREF>ref01_008</CONREF>
    </INVOICE>
  </PRINT>
  <EMAILTO>bob.hitchens@tnt.com</EMAILTO>
  <EMAILFROM>bob.hitchens@tnt.com</EMAILFROM>
  </PRINT>
  <SHOW_GROUPCODE/>
</ACTIVITY>
</ESHIPPER>
```

N.B. XML is case sensitive. The element tags **MUST** all be upper case.

ExpressConnect encoding must be UTF-8, encoding="UTF-8".

ExpressConnect Shipping Integration Guide	Version: 1.0
	Date: 05/08/2016

5. Input XML format

The input XML format for ExpressConnect Shipping is a list of consignment requests.

The structure for a Ship request is described below in detail. Alternatively, refer to Appendix A which contains a summary of the points below.

Note

It should be noted that XML defines a number of characters which are reserved. These include the greater-than (>), less-than (<), ampersand (&), and percent (%) characters. Where these appear in the data which is being submitted to ExpressLabel, the characters must be escaped or the content surrounded with a CDATA section.

A common requirement is to submit an address which includes a company name such as: "Andrews & Plummer". The ampersand must therefore be escaped as per the XML rules (&#amp;) or alternatively the whole or part of the text must be wrapped in a CDATA section as follows:

```
...  
<name><![CDATA[Andrews & Plummer]]></name>
```

The request has the following structure:

- Header – always required, this defines the XML document
- Login – always required, this provides the security details
- Consignment batch – always required, this contains the:
 - Sender – always required, this defines the <SENDER> document
 - Ship request– A list of <CONSIGNMENT> elements for which this sender is sending consignments for. Normally there is just one.
- Activity – always required, this provides details on which functionality is required.

ExpressConnect Shipping Integration Guide	Version: 1.0
	Date: 05/08/2016

5.1 Header

The header section will begin every ExpressConnect Shipping request XML document submitted to TNT.

This contains the XML declaration, which contains the character encoding used for the document and the standalone attribute, which should be set to “no”:

```
<?xml version="1.0" encoding="UTF-8" standalone="no"?>
```

5.2 Login

Each LOGIN element contains the following information:

```
<LOGIN>
  <COMPANY>username</COMPANY>
  <PASSWORD>password</PASSWORD>
  <APPID>IN</APPID>
  <APPVERSION>2.2</APPVERSION>
</LOGIN>
```

All elements are mandatory. It contains a COMPANY element which should contain your username as supplied by your TNT Representative.

The PASSWORD element contains the associated password for this use.

Failure to provide correct information will result in an invalid request.

The APPID element should be defaulted to “IN”, unless it has been previously agreed with your TNT Representative to use an alternative APPID. This element is used by various source applications to highlight where the request was made, it has no bearing on the functionality offered.

The <APPVERSION> element states the version of the interface that you are using. Your TNT Representative should provide the version number that you should use when you start your engagement.

ExpressConnect Shipping Integration Guide	Version: 1.0
	Date: 05/08/2016

5.3 Consignment Batch

Each Consignment Batch element contains the following information:

```

...
<CONSIGNMENTBATCH>
  <SENDER>
    ...
  </SENDER>
  <CONSIGNMENT>
    ...
  </CONSIGNMENT>
  <CONSIGNMENT>
    ...
  </CONSIGNMENT>
</CONSIGNMENTBATCH>

```

A CONSIGNMENTBATCH contains a single SENDER element, which contains details about the sender and collection.

A CONSIGNMENTBATCH contains 1 or more CONSIGNMENT elements. This allows batching of Shipping requests. Each CONSIGNMENT element contains the set of information needed to perform the functionality requested in the Activities element.

A CONSIGNMENT element contains a key attribute that identifies it uniquely *within the request*. The response will associate Shipping data and validation errors with their ACTIVITY through this key. The value of this key must be of type string and is supplied in CONREF element.

ExpressConnect Shipping Integration Guide	Version: 1.0
	Date: 05/08/2016

5.4 Sender

There is a single SENDER element per consignment Batch, and contains the following information:

```

<SENDER>
  <COMPANYNAME>Sender Co 01-008</COMPANYNAME>
  <STREETADDRESS1>TEST DO NOT COLLECT1</STREETADDRESS1>
  <STREETADDRESS2>TEST DO NOT COLLECT2</STREETADDRESS2>
  <STREETADDRESS3>TEST DO NOT COLLECT3</STREETADDRESS3>
  <CITY>Atherstone</CITY>
  <PROVINCE>Warwickshire</PROVINCE>
  <POSTCODE>CV9 2ry</POSTCODE>
  <COUNTRY>GB</COUNTRY>
  <ACCOUNT>987654321</ACCOUNT>
  <VAT/>
  <CONTACTNAME>Mr Contact</CONTACTNAME>
  <CONTACTDIALCODE>01827</CONTACTDIALCODE>
  <CONTACTTELEPHONE>717733</CONTACTTELEPHONE>
  <CONTACTEMAIL>contact@tnt.com</CONTACTEMAIL>
  <COLLECTION>
    <COLLECTIONADDRESS>
      <COMPANYNAME>Collection Name</COMPANYNAME>
      <STREETADDRESS1>TEST DO NOT COLLECT4</STREETADDRESS1>
      <STREETADDRESS2>TEST DO NOT COLLECT5</STREETADDRESS2>
      <STREETADDRESS3>TEST DO NOT COLLECT6</STREETADDRESS3>
      <CITY>Atherstone</CITY>
      <PROVINCE>Warwickshire</PROVINCE>
      <POSTCODE>CV9 1TT</POSTCODE>
      <COUNTRY>GB</COUNTRY>
      <VAT/>
      <CONTACTNAME>Mr Contact</CONTACTNAME>
      <CONTACTDIALCODE>00000</CONTACTDIALCODE>
      <CONTACTTELEPHONE>700005</CONTACTTELEPHONE>
      <CONTACTEMAIL>contact@tnt.com</CONTACTEMAIL>
    </COLLECTIONADDRESS>
    <SHIPDATE>15/08/2016</SHIPDATE>
    <PREFCOLLECTTIME>
      <FROM>09:00</FROM>
      <TO>10:00</TO>
    </PREFCOLLECTTIME>
    <ALTCOLLECTTIME>
      <FROM>11:00</FROM>
      <TO>12:00</TO>
    </ALTCOLLECTTIME>
    <COLLINSTRUCTIONS>use rear gate 01-008</COLLINSTRUCTIONS>
  </COLLECTION>
</SENDER>

```

The SENDER is made up of the following parts. Except where noted, every element is required once.

ExpressConnect Shipping Integration Guide	Version: 1.0
	Date: 05/08/2016

5.4.1 The sender address and contact elements

```

...
    <COMPANYNAME>Sender Co 01-008</COMPANYNAME>
    <STREETADDRESS1>TEST DO NOT COLLECT1</STREETADDRESS1>
    <STREETADDRESS2>TEST DO NOT COLLECT2</STREETADDRESS2>
    <STREETADDRESS3>TEST DO NOT COLLECT3</STREETADDRESS3>
    <CITY>Atherstone</CITY>
    <PROVINCE>Warwickshire</PROVINCE>
    <POSTCODE>CV9 2ry</POSTCODE>
    <COUNTRY>GB</COUNTRY>
    <ACCOUNT>987654321</ACCOUNT>
    <VAT/>
    <CONTACTNAME>Mr Contact</CONTACTNAME>
    <CONTACTDIALCODE>01827</CONTACTDIALCODE>
    <CONTACTTELEPHONE>717733</CONTACTTELEPHONE>
    <CONTACTEMAIL>contact@tnt.com</CONTACTEMAIL>
...

```

The sender element represents your company address and contact information. These sections contain the following elements, all of type string:

- The name of company at the given premises
- addressLine1 is the first line of the address. This line usually contains a building name or number
- Address lines 2 and 3 are optional. They may contain additional information to help locate the address
- The city for the address
- The province is also known as the region or county.
- The postcode of the address
- The ISO 3166-1 Alpha-2 country code. More information can be found in Appendix F: ISO 3166-1 Alpha 2 country codes
- Your TNT account as supplied by your TNT representative, 9 digits for standard account and 10 digits for UK domestic. The account number must be authorised to be used by the userid and password supplied in the LOGIN element.
- Your VAT number. More information can be found in Appendix G: VAT codes
- The name of the contact
- The contacts telephone number made up of the area code and phone number.
- The contacts email address. The Advance shipper notification emails will be sent to the contacts email address is supplied.

To ship with TNT, we must know the exact location that you are shipping to/from, in TNT terms. The full town name must be supplied using TNT spelling. Please work with your TNT representative to ensure your town names match TNT's. If the town contains local characters, then it is recommended to use these. For example, Köln

ExpressConnect Shipping Integration Guide	Version: 1.0
	Date: 05/08/2016

5.4.2 The Collection element

The collection element contains the Collection address and booking details.

5.4.2.1 The Collection address element

The collection address provides the address details from which consignment will be collected by our driver. This should only be supplied if it differs from the sender address. As the definition for the all address are identical, please refer to [The sender address and contact elements](#)

```

<COLLECTION>
  <COLLECTIONADDRESS>
    <COMPANYNAME>Collection Name</COMPANYNAME>
    <STREETADDRESS1>TEST DO NOT COLLECT4</STREETADDRESS1>
    <STREETADDRESS2>TEST DO NOT COLLECT5</STREETADDRESS2>
    <STREETADDRESS3>TEST DO NOT COLLECT6</STREETADDRESS3>
    <CITY>Atherstone</CITY>
    <PROVINCE>Warwickshire</PROVINCE>
    <POSTCODE>CV9 1TT</POSTCODE>
    <COUNTRY>GB</COUNTRY>
    <VAT/>
    <CONTACTNAME>Mr Contact</CONTACTNAME>
    <CONTACTDIALCODE>00000</CONTACTDIALCODE>
    <CONTACTTELEPHONE>700005</CONTACTTELEPHONE>
    <CONTACTEMAIL>contact@tnt.com</CONTACTEMAIL>
  </COLLECTIONADDRESS>
  ...
</COLLECTION>

```

ExpressConnect Shipping Integration Guide	Version: 1.0
	Date: 05/08/2016

5.4.2.2 The Collection/Opening times details

The order must be made before the cut-off time for arranging a collection for the shipping date (collection date).

```

<SHIPDATE>15/08/2016</SHIPDATE>
<PREFCOLLECTTIME>
  <FROM>09:00</FROM>
  <TO>10:00</TO>
</PREFCOLLECTTIME>
<ALTCOLLECTTIME>
  <FROM>11:00</FROM>
  <TO>12:00</TO>
</ALTCOLLECTTIME>
<COLLINSTRUCTIONS>use rear gate 01-008</COLLINSTRUCTIONS>
</COLLECTION>
</SENDER>

```

The shipment date is the date which you wish the parcels to be collected, and it must be supplied in the format DD/MM/CCYY. It is a mandatory field.

Collections is raised for every consignment (with exception of customers with scheduled collection).

The earliest time the goods may be collected (Goods ready time) should be supplied in the “PREFCOLLECTTIM” / “FROM” element, in the format HH:MM.

The latest time the goods can be collected must be supplied in the “PREFCOLLECTTIM” / “TO” element, in the format HH:MM.

If your company has a lunchtime, then please supply the morning opening times in the PREFCOLLECTTIM” element and the afternoon opening times in the “ALTCOLLECTTIME”.

These details are validated against the time the TNT truck will be within your area and these times must overlap.

Please supply any special instruction which need to be passed to the collection driver in the <COLLINSTRUCTIONS> element.

5.5 Consignment

There can be one to 50 CONSIGNMENT elements per consignment Batch but it is recommended that no more than 3 CONSIGNMENT elements are supplied, unless you have set a large timeout period. The element contains the following information:

```

<CONSIGNMENT>
  <CONREF>ref01_008</CONREF>
  <DETAILS>
    <RECEIVER>
      ...
    </RECEIVER>
    <DELIVERY>
      ...
    </DELIVERY>
    <CUSTOMERREF>DISKS</CUSTOMERREF>
    <CONTYPE>N</CONTYPE>
    <PAYMENTIND>S</PAYMENTIND>
    <ITEMS>6</ITEMS>
    <TOTALWEIGHT>3.6</TOTALWEIGHT>
    <TOTALVOLUME>1.0</TOTALVOLUME>
    <CURRENCY>GBP</CURRENCY>
    <GOODSVALUE>180.00</GOODSVALUE>
    <INSURANCEVALUE>150.00</INSURANCEVALUE>
    <INSURANCECURRENCY>GBP</INSURANCECURRENCY>
    <SERVICE>15N</SERVICE>
    <OPTION>PR</OPTION>
    <DESCRIPTION>assorted office accessories</DESCRIPTION>
    <DELIVERYINST>Delivery Instructions TEST</DELIVERYINST>
    <PACKAGE>
      ...
    </PACKAGE>
    <PACKAGE>
      ...
    </PACKAGE>
  </DETAILS>
</CONSIGNMENT>

```

5.5.1 The ConRef element

A CONSIGNMENT element contains a key attribute that identifies it uniquely within the request. The response will associate Shipping data and validation errors with their ACTIVITY through this key. The value of this key must be of type string and is supplied in CONREF element.

```

<CONREF>ref01_008</CONREF>

```


ExpressConnect Shipping Integration Guide	Version: 1.0
	Date: 05/08/2016

5.5.2 The Receiver address element

The receiver address provides the address details of the company receiver the consignment. As the definition for the all address are identical, please refer to [The sender address and contact elements](#)

```

<RECEIVER>
  <COMPANYNAME>Receiver Name</COMPANYNAME>
  <STREETADDRESS1>TEST DO NOT COLLECT7</STREETADDRESS1>
  <STREETADDRESS2>TEST DO NOT COLLECT8</STREETADDRESS2>
  <STREETADDRESS3>TEST DO NOT COLLECT9</STREETADDRESS3>
  <CITY>Amsterdam</CITY>
  <PROVINCE/>
  <POSTCODE>1012 AA</POSTCODE>
  <COUNTRY>NL</COUNTRY>
  <VAT>VAT-0123</VAT>
  <CONTACTNAME>Mr Bob</CONTACTNAME>
  <CONTACTDIALCODE>1672</CONTACTDIALCODE>
  <CONTACTTELEPHONE>987432</CONTACTTELEPHONE>
  <CONTACTEMAIL>email@tnt.com</CONTACTEMAIL>
</RECEIVER>

```

5.5.3 The Delivery address element

The delivery address provides the address details for which consignment will be delivered by our driver This should only be supplied if it differs from the receiver address. As the definition for the all address are identical, please refer to [The sender address and contact elements](#)

```

<DELIVERY>
  <COMPANYNAME>Delivery Name</COMPANYNAME>
  <STREETADDRESS1>TEST DO NOT COLLECT10</STREETADDRESS1>
  <STREETADDRESS2>TEST DO NOT COLLECT11</STREETADDRESS2>
  <STREETADDRESS3>TEST DO NOT COLLECT12</STREETADDRESS3>
  <CITY>Amsterdam</CITY>
  <PROVINCE/>
  <POSTCODE>1012 AA</POSTCODE>
  <COUNTRY>NL</COUNTRY>
  <VAT>VAT-0123</VAT>
  <CONTACTNAME>Mr Frank</CONTACTNAME>
  <CONTACTDIALCODE>1672</CONTACTDIALCODE>
  <CONTACTTELEPHONE>987432</CONTACTTELEPHONE>
  <CONTACTEMAIL>email@tnt.com</CONTACTEMAIL>
</DELIVERY>

```

ExpressConnect Shipping Integration Guide	Version: 1.0
	Date: 05/08/2016

5.6 The CONNUMBER element

This element contains your consignment number, if your application generates its own TNT consignment number.

```
<CONNUMBER>GE100312111WW</CONNUMBER>
```

You userid must be configured to allow user generated consignment numbers and so contact your TNT representative to arrange for this feature.

5.7The CUSTOMERREF element

This element contains your consignment reference. This will be printed on the shipping documentations and can be used to track your consignment.

```
<CUSTOMERREF>DISKS</CUSTOMERREF>
```

5.8The CONTYPE element

This element identify whether you are shipping a “D” Document (paper/manuals/reports) or “N” Non-document (packages).

```
<CONTYPE>N</CONTYPE>
```

Document services are not offered for a number of TNT domestic shipments. For domestic shipment within these countries please use a CONTYPE of “N” for Non-document.

ExpressConnect Shipping Integration Guide	Version: 1.0
	Date: 05/08/2016

5.9 The PAYMENTIND element

This identifies whether this is an import (receiver pays) or export (sender pays) shipment.

```
<PAYMENTIND>S</PAYMENTIND>
```

Figure 18

A PAYMENTIND type of “S” represents a sender pays shipments, “R” represents a receiver. If this element is not supplied, then the payment type is defaulted to sender.

Within ExpressConnect shipping there is limited support for ‘Receiver pays’ shipments. In order to create a receiver pays shipment you must first register the following details with TNT:

1. The <ACCOUNT> and <ACCOUNTCOUNTRY> combinations that you would like activated for receiver pays. This need to be added to our database and associated with your userid and password before receiver pays is activate for these accounts. The TNT representative will arrange this.

Once the above details have been registered, simply amend the following in the INPUT XML to send a receiver pays shipment:

- i. Within the DETAILS parent element set the <PAYMENTIND> field to ‘R’:

```
<PAYMENTIND>R</PAYMENTIND>
```

- ii. Within the SENDER parent element enter the sender’s account in the <ACCOUNT> field:

```
<ACCOUNT>111</ACCOUNT>
```

- iii. Within the RECEIVER parent element add 2 additional tags for the receiver’s account and account country:

```
<RECEIVER>
  <COMPANYNAME>Receivers Co. Ltd.</COMPANYNAME>
  <STREETADDRESS1>Head Office </STREETADDRESS1>
  <STREETADDRESS2>Hoofddorp</STREETADDRESS2>
  <STREETADDRESS3></STREETADDRESS3>
  <CITY>Amsterdam</CITY>
  <PROVINCE></PROVINCE>
  <POSTCODE>1100 KG</POSTCODE>
  <COUNTRY>NL</COUNTRY>
  <VAT></VAT>
  <CONTACTNAME>Mr Frank</CONTACTNAME>
  <CONTACTDIALCODE>39 203</CONTACTDIALCODE>
  <CONTACTTELEPHONE>987432</CONTACTTELEPHONE>
  <CONTACTEMAIL>FrankA@rec.com</CONTACTEMAIL>
  <ACCOUNT>123</ACCOUNT>
  <ACCOUNTCOUNTRY>NL</ACCOUNTCOUNTRY>
</RECEIVER>
```

ExpressConnect Shipping Integration Guide	Version: 1.0
	Date: 05/08/2016

5.10 The ITEMS element

This element will contain the number of items within the shipment.

```
<ITEMS>1</ITEMS>
```

Figure 15

This is a mandatory element.

The ITEMS element should match the total number of items defined in the packages elements.

5.11 The WEIGHT and VOLUME elements

These elements describe the total weight and volume of the consignment being shipped.

```
<TOTALWEIGHT>3.6</TOTALWEIGHT>  
<TOTALVOLUME>1.0</TOTALVOLUME>
```

Figure 13

The WEIGHT element contains the total weight of the shipment in Kilograms and is a mandatory element.

The VOLUME element contains the total volume of the shipment in cubic metres and is a mandatory element for Non-documents, CONTYPE = 'N'.

These totals should match the sum of the weights and volume supplies in the packages elements. The totals from the PACKAGE elements will be used if greater than the consignment supplied totals.

ExpressConnect Shipping Integration Guide	Version: 1.0
	Date: 05/08/2016

5.12 The CURRENCY and GOODSVALUE elements

This element identifies the value of the goods being shipped and the associated currency.

```
<CURRENCY>GBP</CURRENCY>
<GOODSVALUE>180.00</GOODSVALUE>
```

The currency is represented by the 3 digit ISO 4217 Alpha-3 currency codes.

The value of goods must be supplied if you wish to insure the shipment.

5.13 The INSURANCE CURRENCY and VALUE elements

These elements are for Enhanced Liability in countries where insurance is not available.

```
<INSURANCEVALUE>150.00</INSURANCEVALUE>
<INSURANCECURRENCY>GBP</INSURANCECURRENCY>
```

Insurance value MUST NOT be more than 110% of the goods value for non-documents or 500 Euros for documents. The maximum insurance value is 25,000 Euros.

5.14 The SERVICE element

The particular service that the shipment is being moved under.

```
<SERVICE>09N</SERVICE>
```

The values in this section will be provided by your TNT representative.

ExpressConnect Shipping Integration Guide	Version: 1.0
	Date: 05/08/2016

5.15 The OPTION element

Please specify any additional Service options that are required for this Shipment.

```
<!-- Service options maximum of 5 -->
  <OPTION>PR</OPTION>
  <OPTION>EQ</OPTION>
  <OPTION>XBB</OPTION>
  <OPTION>HZ</OPTION>
  <OPTION>BB</OPTION>
```

There can be up to 5 options supplied, if insurance has not be specified. The values in this section will be provided by your TNT representative.

5.16 The DESCRIPTION element

Please describe the consignment goods being shipped. This is not used for custom purposes.

```
<DESCRIPTION>assorted office accessories</DESCRIPTION>
```

For UK domestic shipments, the Carton Code is populated from the first 2 characters of the description. This must be used to attract the correct rate when invoicing the consignment for Palletised goods.

5.17 The DELIVERYINST element

Please supply any instructions that must be passed to the TNT delivery driver when delivering the consignment.

```
<DELIVERYINST>Delivery Instructions TEST</DELIVERYINST>
```

For UK dangerous domestic shipments, the UN Number must be supplied in the first 4 characters of the DELIVERYINST.

ExpressConnect Shipping Integration Guide	Version: 1.0
	Date: 05/08/2016

5.18 The Dangerous Goods elements

If you have been authorised to ship dangerous / hazardous goods with TNT, you can supply these details using the elements below:

```
<HAZARDOUS>Y</HAZARDOUS>  
<UNNUMBER>1845</UNNUMBER>  
<PACKINGGROUP>II</PACKINGGROUP>
```

For UK dangerous domestic shipments, the UN Number must be supplied in the first 4 characters of the DELIVERYINST, as well.

For International shipments please ensure the appropriate option code is also supplied.

Please refer to the TNT terms and conditions for further information on Dangerous/Hazard. If you are approved to ship dangerous goods please supply an associated UN number. UN numbers are four-digit identifiers for hazardous/dangerous substances, and articles (such as explosives, flammable liquids, toxic substances, etc.).

If you wish to obtain an estimate cost for the shipment please contact your TNT representative as Rating for dangerous goods is not supported via ExpressConnect Shipping.

It is the shipper's responsibility to identify, classify, package, mark, label, and complete documentation for dangerous goods according to all national and international governmental regulations.

ExpressConnect Shipping Integration Guide	Version: 1.0
	Date: 05/08/2016

5.18.1 The PACKAGE element

The PACKAGE element provides details on the package line. There must be at least one **Package** per Consignment when entered in detail form. There may not be more than 50 **Packages** per Consignment when entered in detail form with no more than 99 **items for a consignment**.

```

<PACKAGE>
  <ITEMS>3</ITEMS>
  <DESCRIPTION>box 1</DESCRIPTION>
  <LENGTH>0.1</LENGTH>
  <HEIGHT>0.2</HEIGHT>
  <WIDTH>0.3</WIDTH>
  <WEIGHT>0.4</WEIGHT>
  <ARTICLE>
    <ITEMS>1</ITEMS>
    <DESCRIPTION>paperclips</DESCRIPTION>
    <WEIGHT>.03</WEIGHT>
    <INVOICEVALUE>2.30</INVOICEVALUE>
    <INVOICEDESC>metal paperclips</INVOICEDESC>
    <HTS>ABC</HTS>
    <COUNTRY>GB</COUNTRY>
  </ARTICLE>
</PACKAGE>

```

At least one package **MUST** exist per consignment, **UNLESS** the consignment is internal to the EU

The PACKAGE element describes a group of parcels (package) with the same details and dimensions. All parcels must be identical.

The ITEMS is the total number of parcels and each one will need to be label.

DESCRIPTION describes the package.

The LENGTH, HEIGHT and WIDTH are supplied in meters.

The WEIGHT is in Kilos.

As a standard the following maximums are applied

Max weight per package	70kg
Max length per package	2.4m
Max height per package	1.5m
Max width per package	1.2m

On request, these limits can be raised for each customer. If this is required, please contact your TNT representative who will arrange this for you.

ExpressConnect Shipping Integration Guide	Version: 1.0
	Date: 05/08/2016

5.18.1.1 The ARTICLE element

If the consignment is customs controlled, you should supply details on the article / goods being shipped.

```

<ARTICLE>
  <ITEMS>1</ITEMS>
  <DESCRIPTION>paperclips</DESCRIPTION>
  <WEIGHT>.03</WEIGHT>
  <INVOICEVALUE>2.30</INVOICEVALUE>
  <INVOICEDESC>metal paperclips</INVOICEDESC>
  <HTS>123456</HTS>
  <COUNTRY>GB</COUNTRY>
</ARTICLE>

```

Articles are not mandatory and there can be no more than 99 Articles elements per Package. There can be up to 9999 items per article line.

The <COUNTRY> contains details on the country of original manufacture. This is an ISO 3166-1 Alpha-2 country code. More information can be found in Appendix F: ISO 3166-1 Alpha 2 country codes.

For each article you need to capture the Tariff code. A tariff code is a product-specific code as documented in the Harmonised System (HS) maintained by the World Customs Organisation (WCO). Tariff codes exist for almost every product involved in global commerce. The Harmonized Item Description and Coding System (HS) is an international standard maintained by the World Customs Organization (WCO) that classifies traded products. Items are identified by a 6-digit harmonized number that is recognized by countries that have adopted the harmonized system.

The Tariff code is supplied in the <HTS> element.

None of the values entered into the Items fields will be validated against the number of packages/articles submitted with a consignment, the customer is responsible for making these values correspond if desired.

ExpressConnect Shipping Integration Guide	Version: 1.0
	Date: 05/08/2016

5.19ACTIVITY Elements

This element allows you to state what you wish to do with the data you have passed in this call or passed previously to TNT.

```

<ACTIVITY>
  <CREATE>
    <CONREF>ref01_008</CONREF>
  </CREATE>
  <RATE>
    <CONREF>ref01_008</CONREF>
  </RATE>
  <BOOK>
    <CONREF>ref01_008</CONREF>
  </BOOK>
  <SHIP>
    <CONREF>ref01_008</CONREF>
  </SHIP>
  <PRINT>
    <CONNOTE>
      <CONREF>ref01_008</CONREF>
    </CONNOTE>
    <LABEL>
      <CONREF>ref01_008</CONREF>
    </LABEL>
    <MANIFEST>
      <CONREF>ref01_008</CONREF>
    </MANIFEST>
    <INVOICE>
      <CONREF>ref01_008</CONREF>
    </INVOICE>
    <EMAILTO>bob.hitchens@tnt.com</EMAILTO>
    <EMAILFROM>bob.hitchens@tnt.com</EMAILFROM>
  </PRINT>
  <SHOW_GROUPCODE/>
</ACTIVITY>

```

5.19.1Create Elements

This stores the consignment on the ExpressConnect Shipping database for a period of one week. A Consignment Number will be returned for each successful consignment creation.

```

<CREATE>
  <CONREF>ref01_008</CONREF>
</CREATE>

```

You may create up to 50 consignments in a single call but due to response times and timeouts it is recommended that you process a maximum of 3 create per call. The same is true for all activities. You must state the unique key <CONREF> supplied in the <CONSIGNMENT> element to identify which consignment you wish to create.

You must supply a <CREATE> for all consignments that you require processing.

ExpressConnect Shipping Integration Guide	Version: 1.0
	Date: 05/08/2016

5.19.2Ship Elements

To use the SHIP activity, the order must have previously been successfully created, using the CREATE activity. These activities can be performed in the same call. The SHIP activity allows you to send your consignment information directly into TNT's back end shipping management systems without the need for a collection request. Please note that the <COLLECTION> elements are mandatory and so need to be supplied even if using just the <SHIP> activity.

This is especially useful if you are on a regular collection and so not need to raise a separate collection request each new consignment, submitted through Express Connect.

```
<SHIP>
  <CONREF>ref01_008</CONREF>
</SHIP>
```

The <SHIP> tag is only valid for the V2.2 and above versions of the interface.

If you have created the consignment in a previous call or you use your own consignment number, you can ship using a unique consignment number.

```
<SHIP>
  <CONNUMBER>GE889350673NL</CONNUMBER>
</SHIP>
```

In order to test shipping without sending data to the TNT backend systems and actually creating a real consignment it is possible to request a test id for your company in addition to the live userid.

5.19.3RATE Elements

Using the same functionality as ExpressConnect Pricing, you can request an indicative rate for your consignment. A rate is the projected cost of sending a consignment via TNT for a given service. You will usually have a number of options with regards to the level of service you require for sending a consignment.

```
<RATE>
  <CONREF>ref01_008</CONREF>
</RATE>
```

Again, if you have created the consignment in a previous call or you use your own consignment number, you can ship using a unique consignment number.

```
<RATE>
  <CONNUMBER>GE889350673NL</CONNUMBER>
</RATE>
```

ExpressConnect Shipping Integration Guide	Version: 1.0
	Date: 05/08/2016

5.19.4BOOK Elements

This element allows you to arrange a collection for your parcels.

You can book a batch of consignments using the group code or Individual consignments using either the <CONREF> or <CONNUMBER>.

For more information on the group code please refer to [Appendix I – Group Codes](#).

Two different confirmations are available. ExpressConnect can be set up to provide an email to confirm it has received and processed information; this is on a per userid basis. The TNT booking system can send an email to the sender/collection email address provided in the input XML to confirm the actual booking in the backend systems together with the actual booking reference number.

When a customer requests a shipment using v2.2, they may also specify an additional attribute to the <BOOK> tag called ShowBookingRef.

```
<BOOK ShowBookingRef="Y">  
  <CONREF>ref2</CONREF>  
</BOOK>
```

Setting the ShowBookingRef attribute to 'Y' will, when a collection request is raised successfully in TNT's collection booking system, return the booking reference number within the <BOOKINGREF> tag.

In order to test booking without sending data to the TNT backend systems and actually creating a real booking it is possible to request a test id for your company in addition to the live userid.

ExpressConnect Shipping Integration Guide	Version: 1.0
	Date: 05/08/2016

5.19.5PRINT Elements

There are four shipping documents available for each submitted consignments: Consignment Note (Con note), (address) label, commercial invoice and manifest. These will be returned with a style sheet, viewable as a document in your web browser.

The manifest that is printed can take the form of a summary manifest if the group code is used, as opposed to the individual consignment numbers or references. The XML data returned is the same for the manifest and summary manifest, but with a different XSL style sheet specified in the processing instruction. For more information on the group code please refer to [Appendix I – Group Codes](#).

It is also possible for the printed documentation to be sent as HTML files to a given email address, using the email from and to elements. This allows you specify the email sender to imply it is generated from your application. This is useful when arranging consignments to be collected from a different site to the ExpressConnect installation. Please refer to [Appendix H – Returns Paperwork](#)

```
<PRINT>
  <CONNOTE>
    <CONREF>ref 1</CONREF>
  </CONNOTE>
  <LABEL>
    <CONREF>ref 1</CONREF>
  </LABEL>
  <MANIFEST>
    <CONREF>ref 1</CONREF>
  </MANIFEST>
  <INVOICE>
    <CONREF>ref 1</CONREF>
  </INVOICE>
  <EMAILTO>bob.hitchens@tnt.com</EMAILTO>
  <EMAILFROM>bob.hitchens@tnt.com</EMAILFROM>
</PRINT>
```

Again, if you have created the consignment in a previous call or you use your own consignment number, you can print using a unique consignment number.

To generate all possible shipment documents please specify the <REQUIRED> element.

```
<PRINT>
  <REQUIRED>
    <CONREF>ref 2</CONREF>
  </REQUIRED>
</PRINT>
```

Please refer to [Shipping Documentation responses](#) for more information on the shipment documents.

ExpressConnect Shipping Integration Guide	Version: 1.0
	Date: 05/08/2016

5.19.6 SHOW_GROUPCODE Elements

To display the groupcode in the output XML (For further information on Group codes see [Appendix I – Group Codes](#)).

```
<SHOW_GROUPCODE />
```

ExpressConnect Shipping Integration Guide	Version: 1.0
	Date: 05/08/2016

6.Processing the XML Response

You will be returned an access code and your code needs to take this access code and send it back as part of a character string into the TNT server - in exactly the same way that you sent the XML document. The character string you send it in will depend upon which XML document you wish to retrieve. The options using the example access key '12345' are:

GET_RESULT:12345

GET_CONNOTE:12345

GET_LABEL:12345

GET_MANIFEST:12345

GET_INVOICE:12345

So, if you require the consignment note XML you will actually be sending through the socket the message:

“xml_in=GET_CONNOTE:12345”

The XML files are stored on the TNT ExpressConnect server for a period of 26 days, if later retrieval is necessary.

For the Create, Rate, Ship and Book activities, the return data will be contained within one XML document – “RESULT”. This will also contain which and whether a shipping document has been successfully created.

The Print XM, to allow you to generate the shipping documentation will be contained without their own XML documents, retrieve as above. Please refer to [Shipping Documentation responses](#) on how to process the shipping document XML returns.

ExpressConnect Shipping Integration Guide	Version: 1.0
	Date: 05/08/2016

6.1 Processing the RESULT XML Response

The XML document contains whether an activity was successful or failed.

```
<?xml version="1.0" encoding="utf-8" standalone="yes"?>
<document>
  <GROUPCODE>1736</GROUPCODE>
  <CREATE>
    <CONREF>ref01_008</CONREF>
    <CONNUMBER>GE000003364GB</CONNUMBER>
    <SUCCESS>Y</SUCCESS>
  </CREATE>
  <RATE>
    <PRICE>
      <RATEID>ref01_008</RATEID>
      <SERVICE>15N</SERVICE>
      <SERVICEDESC>Express</SERVICEDESC>
      <OPTION>IN</OPTION>
      <OPTIONDESC>Insurance</OPTIONDESC>
      <CURRENCY>GBP</CURRENCY>
      <RATE>996.61</RATE>
      <RESULT>Y</RESULT>
    </PRICE>
  </RATE>
  <BOOK>
    <CONSIGNMENT>
      <CONREF>ref01_008</CONREF>
      <CONNUMBER>GE000003364GB</CONNUMBER>
      <SUCCESS>Y</SUCCESS>
      <FIRSTTIMETRADER>Y</FIRSTTIMETRADER>
    </CONSIGNMENT>
  </BOOK>
  <SHIP>
    <CONSIGNMENT>
      <CONREF>ref01_008</CONREF>
      <CONNUMBER>GE000003364GB</CONNUMBER>
      <SUCCESS>Y</SUCCESS>
    </CONSIGNMENT>
  </SHIP>
  <PRINT>
    <CONNOTE>CREATED</CONNOTE>
    <LABEL>CREATED</LABEL>
    <MANIFEST>CREATED</MANIFEST>
    <INVOICE>CREATED</INVOICE>
  </PRINT>
</document>
```

The <GROUPCODE> element is using is group code process, for more information on group codes please refer to [Appendix J – Group Codes](#).

ExpressConnect Shipping Integration Guide	Version: 1.0
	Date: 05/08/2016

You may also receive a run time error:

```
<?xml version="1.0" encoding="utf-8" standalone="yes"?>
<runtime_error>
  <error_reason>The request to ExpressConnect Shipping has failed. Please contact your local
service centre for further assistance</error_reason>
  <error_srcText>For input string: "sion="1.0" encoding="UTF-8"
standalone="yes"?</runtime_error><error_reason>login details not
recognised</error_reason></runtime_error>"</error_srcText>
</runtime_error>
```

If the validation fails, the reason will be supplied:

```
<?xml version="1.0" encoding="utf-8" standalone="yes"?>
<document>
  <PRINT />
  <ERROR>
    <CODE>301</CODE>
    <DESCRIPTION>Receiver company name must be entered</DESCRIPTION>
    <SOURCE>Consignment reference: ref01_008</SOURCE>
  </ERROR>
</document>
```

Please refer to [Errors](#) for more information.

ExpressConnect Shipping Integration Guide	Version: 1.0
	Date: 05/08/2016

6.1.1 CREATE response element

The create element must be success to allow any other activity to be performed.

```
<CREATE>  
  <CONREF>ref01_008</CONREF>  
  <CONNUMBER>GE000003364GB</CONNUMBER>  
  <SUCCESS>Y</SUCCESS>  
</CREATE>
```

The <CONREF> identifies which consignment was created and the response includes the unique consignment number.

ExpressConnect Shipping Integration Guide	Version: 1.0
	Date: 05/08/2016

6.1.2RATE response element

The RATE element returns the indicative price for the shipment..

```

<RATE>
  <PRICE>
    <RATEID>ref01_008</RATEID>
    <SERVICE>15N</SERVICE>
    <SERVICEDESC>Express</SERVICEDESC>
    <OPTION>IN</OPTION>
    <OPTIONDESC>Insurance</OPTIONDESC>
    <CURRENCY>GBP</CURRENCY>
    <RATE>996.61</RATE>
    <RESULT>Y</RESULT>
  </PRICE>
</RATE>

```

The price list element will contain a result. The rate identified supplied by the customer is returned along with the service and options codes/descriptions, rate (excluding V.A.T.) and a result code. If the result code is N then no rate was available for that service.

6.1.2.1RATE response element – UK Domestic

UK Domestic RATE requests return additional information on the rate..

```

<RATE>
  <priceResponse>
    <generatedByName>10.210.137.238</generatedByName>
    <generatedById>10.210.137.238</generatedById>
    <discount></discount>
    <requestDateTime></requestDateTime>
    <errorDescription></errorDescription>
    <quoteReference>1608-000000</quoteReference>
    <availableCollectionDate>2016-08-11T00:00:00</availableCollectionDate>
    <hazardousGoodsAllowed>false</hazardousGoodsAllowed>
    <collectionDepot></collectionDepot>
    <ratingDepot>051</ratingDepot>
    <accountName>JOHN GOOD LTD</accountName>
    <divisionNumber>010</divisionNumber>
    <noteType>3</noteType>
    <enhancedLiabilityIndicator>false</enhancedLiabilityIndicator>
    <options>CF</options>
    <bookingStatus>QuoteViaWeb</bookingStatus>
    <quoteComment>Generated via Web Request</quoteComment>
    <availableDeliveries>
      <date>2016-08-12T00:00:00</date>
      <reference>1</reference>
      <ratedServices>
        <ratedService>
          <code>1</code>
          <description>1</description>
        </ratedService>
      </ratedServices>
    </availableDeliveries>
  </priceResponse>
</RATE>

```

Continued below

```

<availableDeliveries>
  <date>2016-08-12T00:00:00</date>
  <reference>1</reference>
  <ratedServices>
    <ratedService>
      <deliveryReference></deliveryReference>
      <code>1</code>
      <description>EXPRESS</description>
      <division>D</division>
      <charge>89.41</charge>
      <guaranteed>true</guaranteed>
      <discount>0.00</discount>
      <surcharges>
        <category>CF</category>
        <description>CF Surcharge</description>
        <charge>5.00</charge>
        <commodityCode></commodityCode>
        <category>D</category>
        <description>Residential Supplement - delivery</description>
        <charge>2.00</charge>
        <commodityCode></commodityCode>
        <category>8</category>
        <description>Express Index</description>
        <charge>5.75</charge>
        <commodityCode></commodityCode>
        <category>G</category>
        <description>2012 CPI Supplement</description>
        <charge>3.60</charge>
        <commodityCode></commodityCode>
        <category>J</category>
        <description>2013 CPI Supplement</description>
        <charge>2.70</charge>
        <commodityCode></commodityCode>
        <category>K</category>
        <description>2014 CPI Supplement</description>
        <charge>1.90</charge>
        <commodityCode></commodityCode>
        <category>M</category>
        <description>2015 CPI Supplement</description>
        <charge>1.00</charge>
        <commodityCode></commodityCode>
      </surcharges>
      <deliveryDate>2016-08-12T00:00:00</deliveryDate>
      <accepted>true</accepted>
      <commodityCode></commodityCode>
    </ratedService>
    <ratedService>
      <deliveryReference></deliveryReference>
      <code>AM</code>
      <description>12:00 EXPRESS</description>
      <division>D</division>
      <charge>97.09</charge>
      <guaranteed>true</guaranteed>
      <discount>0.00</discount>
      <surcharges>
        . . .
      </surcharges>
      <deliveryDate>2016-08-12T00:00:00</deliveryDate>
      <accepted>false</accepted>
      <commodityCode></commodityCode>
    </ratedService>
    <ratedService>
      . . .
    </ratedService>
  </ratedServices>

```

ExpressConnect Shipping Integration Guide	Version: 1.0
	Date: 05/08/2016

6.1.2.1.1 generatedByName, generatedById, requestDateTime and quoteReference elements

The generatedByName, generatedById, requestDateTime and quoteReference, are used to uniquely identify the rating response.

```
<generatedByName>10.210.132.246</generatedByName>
<generatedById>10.210.132.246</generatedById>
<requestDateTime>2012-07-27T08:56:16</requestDateTime>
<quoteReference>1207-000200</quoteReference>
```

6.1.2.1.2 The availableCollectionDate element

The next available collection date after the supplied shipping date will be returned in the availableCollectionDate element

```
<availableCollectionDate>2012-07-27T00:00:00</availableCollectionDate>
```

The date format is CCYY-MM-DD.

6.1.2.1.3 The collectionDepot, ratingDepot, accountName, divisionNumber, noteType, enhancedLiabilityIndicator, options, bookingStatus and quoteComment elements

There are a number of elements that have been retained in the interface for backward compatibility or to be used within TNT solutions using the same interface, they should not be coded into the user solution. These elements provide information on the shipment based on the supplied input.

```
<collectionDepot>051</collectionDepot>
<ratingDepot></ratingDepot>
<accountName>Fredrick Bloggs Ltd.</accountName>
<divisionNumber>010</divisionNumber>
<noteType>3</noteType>
<enhancedLiabilityIndicator>false</enhancedLiabilityIndicator>
<options>CZ</options>
<bookingStatus>QuoteViaWeb</bookingStatus>
<quoteComment>Generated via Web Request</quoteComment>
```

ExpressConnect Shipping Integration Guide	Version: 1.0
	Date: 05/08/2016

6.1.2.1.4 The availableDeliveries section

There is an availableDeliveries section for each delivery date based on the services determined that the user may select to delivery the shipment based on the details supplied. Normally there will be one section returned for the next working day. This section contains all the serviced that can be used to delivery on this date, these are detailed in the ratedServices.

```
<availableDeliveries>
  <date>2012-07-30T00:00:00</date>
  <reference>1</reference>
  <ratedServices>
    <ratedService>
      ...
    </ratedService>
    ...
  </ratedServices>
</availableDeliveries>
```

6.1.2.1.5 The ratedServices and ratedService sections

The ratedServices section can contain up to 10 ratedService elements. Each service that can be rated and is feasibility used to delivery the shipment described in the price check.

```
<ratedServices>
  <ratedService>
    <deliveryReference>1</deliveryReference>
    <code>1</code>
    <description>EXPRESS</description>
    <division>D</division>
    <charge>90.71</charge>
    <guaranteed>true</guaranteed>
    <discount>0.00</discount>
    <surcharges>
      ...
    </surcharges>
    <deliveryDate>2012-07-30T00:00:00</deliveryDate>
    <accepted>true</accepted>
    <commodityCode></commodityCode>
  </ratedService>
  <ratedService>
    ...
  </ratedService>
  ...
</ratedServices>
```

ExpressConnect Shipping Integration Guide	Version: 1.0
	Date: 05/08/2016

The service code and description are returned in the code and description elements. The charge amount is in Pound sterling, as is the discount that has been provided. The delivery date format is CCYY-MM-DD

6.1.2.1.6 The surcharges sections

The surcharges section can contain up to 10 surcharges that applies to this shipment.

```

<surcharges>
  <category>CZ</category>
  <description>CFwd and Hazardous Supplement</description>
  <charge>41.00</charge>
  <commodityCode></commodityCode>
  <category>ELCF</category>
  <description>Enhanced Liability with CF</description>
  <charge>3.00</charge>
  <commodityCode></commodityCode>
  <category>D</category>
  <description>Residential Supplement - delivery</description>
  <charge>7.50</charge>
  <commodityCode></commodityCode>
  <category>8</category>
  <description>Express Index</description>
  <charge>11.11</charge>
  <commodityCode></commodityCode>
</surcharges>

```

The surcharges category, associate description, charge code and where appropriate commodity code are returned for each rated service. The charge amount is in Pound sterling.

ExpressConnect Shipping Integration Guide	Version: 1.0
	Date: 05/08/2016

6.1.3BOOK response element

This element highlights whether the book activity was successful or failed.

By setting the ShowBookingRef attribute to 'Y' in the request, and if the collection request is raised successfully in TNT's collection booking system, the return the booking reference number will be returned within the <BOOKINGREF> tag. This is not available for UK domestic bookings.

```

<BOOK>
  <CONSIGNMENT>
    <CONREF>ref2</CONREF>
    <CONNUMBER>GE857115020GB</CONNUMBER>
    <SUCCESS>Y</SUCCESS>
    <FIRSTTIMETRADER>Y</FIRSTTIMETRADER>
    <BOOKINGREF>CVT 803567</BOOKINGREF>
  </CONSIGNMENT>
</BOOK>

```

Please refer to [Appendix L – First Time Trader Requirements](#) for more information on the <FIRSTTIMETRADER> element.

6.1.4SHIP response element

This element highlights whether the Ship activity was successful or failed.

```

<SHIP>
  <CONSIGNMENT>
    <CONREF>ref01_008</CONREF>
    <CONNUMBER>GE000003364GB</CONNUMBER>
    <SUCCESS>Y</SUCCESS>
  </CONSIGNMENT>
</SHIP>

```


ExpressConnect Shipping Integration Guide	Version: 1.0
	Date: 05/08/2016

6.1.5PRINT response element

This element highlights which shipping documents are available

```
<PRINT>  
  <CONNOTE>CREATED</CONNOTE>  
  <LABEL>CREATED</LABEL>  
  <MANIFEST>CREATED</MANIFEST>  
  <INVOICE>CREATED</INVOICE>  
</PRINT>
```

ExpressConnect Shipping Integration Guide	Version: 1.0
	Date: 05/08/2016

7.Shipping Documentation responses

If a print request is successfully processed, XML documents will be created and should be retrieved by the customer using the access key. This XML can be printed by either writing print software using the data inside the XML or by simply parsing the XML documents with a suitable parser that conforms to the standards recommended by the W3C (World Wide Web Consortium). The printed documentation is created using stylesheets. An XSL (Extensible Stylesheet Language) *stylesheet processor* accepts a document or data in XML referencing an XSL stylesheet and presents that XML source content as intended by the said stylesheet.

Three methods of producing the documentation are possible.

- Development your own solution
- Using the TNT stylesheets in an XML compliant browser
- Producing HTML with a compliant XML / XSL parser

ExpressConnect Shipping Integration Guide	Version: 1.0
	Date: 05/08/2016

7.1 Development your own solution

By implementing the XML/XSL standards, TNT has divorced the data from the presentation, for enhanced flexibility and platform neutrality. If you wish to produce the required documentation through your own software solution, then please note that the formats must conform to the standards implemented by TNT. Your documentation will need to be passed to your local TNT representative for approval by TNT operations.

It is possible to host certain elements, for example stylesheets, on the client server. This is not recommended as it means that the locally held elements will need to be refreshed in the event of changes being made to the centrally held item.

ExpressConnect Shipping Integration Guide	Version: 1.0
	Date: 05/08/2016

7.2 Using the TNT stylesheets in an XML compliant browser

Producing the documentation using this option is by far the easiest to adopt, because TNT have already done the work of creating the presentation.

Simply open the returned print XML, as an .xml file in the browser and the documentation will be automatically rendered.

Each XML print document will contain a reference to an XSL stylesheet held on the TNT webservers e.g.

```
<?xml version="1.0" standalone="yes"?>  
<?xml-stylesheet href=" https://express.tnt.com/expresswebservices-website/stylesheets/HTMLCommercialInvoiceRenderer.xsl"  
type="text/xsl"?>
```

The second line tells the XML browser that there is a stylesheet designed to process and format the XML for display or print. The 'href' provides the address of the stylesheet and the 'type' tells the browser that the stylesheet is written in XSL.

<!--If you wish to retrieve documentation using the older version 2.0 stylesheets, which do not support receiver pays functionality, then please reference the following declaration -- >

```
<?xml-stylesheet href=" https://express.tnt.com/expresswebservices-website/stylesheets/HTMLCommercialInvoiceRenderer.xsl"  
type="text/xsl"?>
```

| | |
|---|------------------|
| ExpressConnect Shipping Integration Guide | Version: 1.0 |
| | Date: 05/08/2016 |

7.3 Producing HTML with a compliant XML / XSL parser

If you use a browser other than IE or another XML supporting browser, then the XML can still be parsed with the stylesheets to produce HTML. This can then be rendered in any version 3.0+ browser supporting JavaScript.

The most compatible method of producing the HTML is using the Microsoft MSXML parser. This is the internal COM parser used within IE. It is however available in a free redistributable version, from the Microsoft web site, additional information can be found at.

<https://msdn.microsoft.com/en-us/data/bb190600.aspx>

Other parsers are available from IBM and Datachannel, both supporting the W3C DOM.

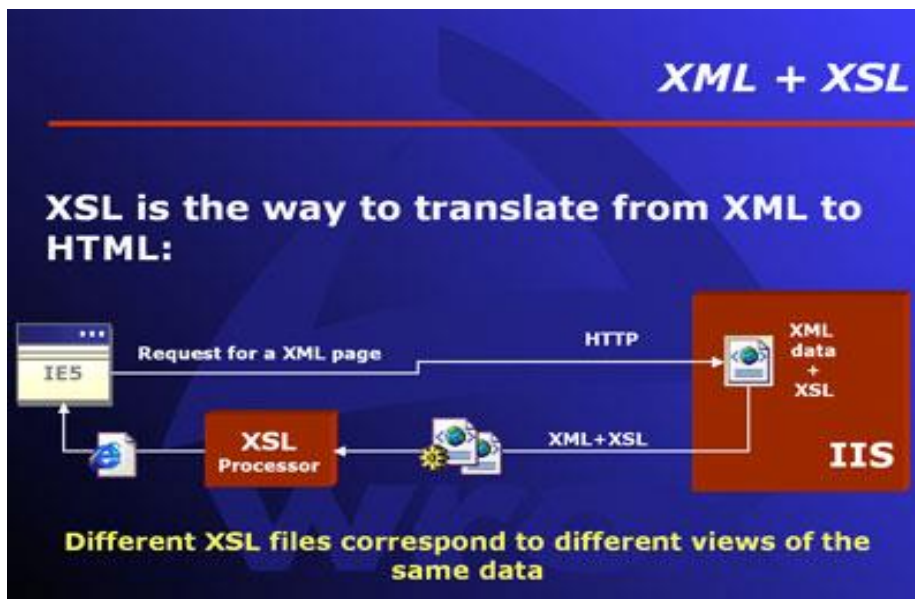
IBM's browser is available at <http://www.ibm.com>

XML4J – a platform independent parser written in Java

XML4C – another IBM parser written in C++

Datachannel, who originally wrote the Microsoft parser also produce an XML parser available for download at

<http://www.datachannel.com>



7.4 Documentation requirement rules

There are four shipping documents that can be produced. These are described below with ‘rules’ for their production – required information and suggested layout. If unsure as to which documents are required, the customer has the option of passing in the conrefs/consignment numbers in the <PRINT><REQUIRED> element. This will then return documents based on the rule table below:

Required Documents

| ConsignmentType | Origin and destination countries both within the EU? | Documents to be printed |
|-----------------|--|--|
| Document | N/A | Labels, connotes, manifest |
| Non-Doc | Y | Labels, manifest |
| Non-Doc | N | Labels, connotes, manifest, commercial invoice |

The (commercial) invoice is the primary document required by the Customs officials dealing with international transactions. It is used as a customs declaration provided by the person or corporation that is exporting an item across international borders.

Most large export companies have their own invoice and it is recommended that they use theirs, but ExpressConnect Shipping will provide one if required.

Please note that it is also hereby certified and agreed that, as TNT Express (including any other carrier involved in the transportation of the goods) does not have any possibility to control the accuracy of the information displayed on the commercial invoice, the shipper, consignee and buyer release TNT Express from all and any liability in connection with said information (including but not limited the declared value of the shipped goods) and agree to indemnify and hold TNT Express harmless from any and all claims, actions and judgment incurred in connection therewith.



| | |
|---|------------------|
| ExpressConnect Shipping Integration Guide | Version: 1.0 |
| | Date: 05/08/2016 |

7.5 Consignment Note

A consignment note is a document that functions as a receipt for the goods to be shipped, and as evidence of the contract of carriage by setting out the rights and obligations of the consignor and the carrier, as well as placing limitations on the carrier's liability for loss, damage or delay to the goods. It is not a document of title to the goods.

The xml response for the consignment note can be retrieve in Java script using

```
// Retrieve Consignment note
xml_in = 'GET_CONNOTE:'+AccessCode;
var ConNoteXML=SendXml(xml_in);
```

and has the following structure:

```
<?xml version="1.0" encoding="utf-8" standalone="yes"?>
<?xml-stylesheet href="https://express.tnt.com/expresswebservices-
website/stylesheets/HTMLConsignmentNoteRenderer.xsl"
type="text/xsl"?>
<CONSIGNMENTBATCH>
  <BARCODEURL>/barbecue/barcode?type=code39&height=70&width=1&data=</BARCODEURL>
  <HOST>https://express.tnt.com</HOST>
  <IMAGESDIR>/expresswebservices-website/rendering/images</IMAGESDIR>
  <CONSIGNMENT originCountry="GB" marketType="INTERNATIONAL">
    <HEADER last="true">
      <SHIPMENTDATE>15/08/2016</SHIPMENTDATE>
      <SENDER>
        <COMPANYNAME>
          <![CDATA[Sender Co 01-008]]>
        </COMPANYNAME>
        <STREETADDRESS1>
          <![CDATA[TEST DO NOT COLLECT1]]>
        </STREETADDRESS1>
        <STREETADDRESS2>
          <![CDATA[TEST DO NOT COLLECT2]]>
        </STREETADDRESS2>
        <STREETADDRESS3>
          <![CDATA[TEST DO NOT COLLECT3]]>
        </STREETADDRESS3>
        <CITY>
          <![CDATA[Atherstone]]>
        </CITY>
        <PROVINCE>
          <![CDATA[Warwickshire]]>
        </PROVINCE>
        <POSTCODE>CV9 2ry</POSTCODE>
        <COUNTRY>UNITED KINGDOM</COUNTRY>
        <CONTACTNAME>
          <![CDATA[Mr Contact]]>
        </CONTACTNAME>
        <CONTACTDIALCODE>01827</CONTACTDIALCODE>
        <CONTACTTELEPHONE>717733</CONTACTTELEPHONE>
        <CONTACTEMAIL>contact@tnt.com</CONTACTEMAIL>
        <ACCOUNT>987654321</ACCOUNT>
      </SENDER>
    </HEADER>
  </CONSIGNMENT>
</CONSIGNMENTBATCH>
```

Continued below.

```

</SENDER>
<COLLECTION>
  <COMPANYNAME>
    <![CDATA[Collection Name]]>
  </COMPANYNAME>
  <STREETADDRESS1>
    <![CDATA[TEST DO NOT COLLECT4]]>
  </STREETADDRESS1>
  <STREETADDRESS2>
    <![CDATA[TEST DO NOT COLLECT5]]>
  </STREETADDRESS2>
  <STREETADDRESS3>
    <![CDATA[TEST DO NOT COLLECT6]]>
  </STREETADDRESS3>
  <CITY>
    <![CDATA[Atherstone]]>
  </CITY>
  <PROVINCE>
    <![CDATA[Warwickshire]]>
  </PROVINCE>
  <POSTCODE>CV9 1TT</POSTCODE>
  <COUNTRY>UNITED KINGDOM</COUNTRY>
  <CONTACTNAME>
    <![CDATA[Mr Contact]]>
  </CONTACTNAME>
  <CONTACTDIALCODE>00000</CONTACTDIALCODE>
  <CONTACTTELEPHONE>700005</CONTACTTELEPHONE>
  <CONTACTEMAIL>contact@tnt.com</CONTACTEMAIL>
</COLLECTION>
<CARRIAGEFORWARD>N</CARRIAGEFORWARD>
</HEADER>
<RECEIVER>
  <COMPANYNAME>
    <![CDATA[Receiver Name]]>
  </COMPANYNAME>
  <STREETADDRESS1>
    <![CDATA[TEST DO NOT COLLECT7]]>
  </STREETADDRESS1>
  <STREETADDRESS2>
    <![CDATA[TEST DO NOT COLLECT8]]>
  </STREETADDRESS2>
  <STREETADDRESS3>
    <![CDATA[TEST DO NOT COLLECT9]]>
  </STREETADDRESS3>
  <CITY>
    <![CDATA[Amsterdam]]>
  </CITY>
  <POSTCODE>1012 AA</POSTCODE>
  <COUNTRY>NETHERLANDS</COUNTRY>
  <CONTACTNAME>
    <![CDATA[Mr Bob]]>
  </CONTACTNAME>
  <CONTACTDIALCODE>1672</CONTACTDIALCODE>
  <CONTACTTELEPHONE>987432</CONTACTTELEPHONE>
  <CONTACTEMAIL>email@tnt.com</CONTACTEMAIL>
  <VAT>VAT-0123</VAT>
</RECEIVER>
<DELIVERY>

```



Continued below.


```



<DELIVERY>
  <COMPANYNAME>
    <![CDATA[Delivery Name]]>
  </COMPANYNAME>
  <STREETADDRESS1>
    <![CDATA[TEST DO NOT COLLECT10]]>
  </STREETADDRESS1>
  <STREETADDRESS2>
    <![CDATA[TEST DO NOT COLLECT11]]>
  </STREETADDRESS2>
  <STREETADDRESS3>
    <![CDATA[TEST DO NOT COLLECT12]]>
  </STREETADDRESS3>
  <CITY>
    <![CDATA[Amsterdam]]>
  </CITY>
  <POSTCODE>1012 AA</POSTCODE>
  <COUNTRY>NETHERLANDS</COUNTRY>
  <CONTACTNAME>
    <![CDATA[Mr Frank]]>
  </CONTACTNAME>
  <CONTACTDIALCODE>1672</CONTACTDIALCODE>
  <CONTACTTELEPHONE>987432</CONTACTTELEPHONE>
  <CONTACTEMAIL>email@tnt.com</CONTACTEMAIL>
  <VAT>VAT-0123</VAT>
</DELIVERY>
<TOTALVOLUME units="m3">1.0</TOTALVOLUME>
<TOTALWEIGHT units="kg">1.4</TOTALWEIGHT>
<CUSTOMERREF>
  <![CDATA[DISKS]]>
</CUSTOMERREF>
<CONSIGNMENTTYPE>N</CONSIGNMENTTYPE>
<CONNUMBER>GE000003143GB</CONNUMBER>
<SERVICE>15N Express</SERVICE>
<INSURANCEVALUE>150.00</INSURANCEVALUE>
<GOODSDESC1>
  <![CDATA[assorted office accessories]]>
</GOODSDESC1>
<TOTALITEMS>2</TOTALITEMS>
<GOODSVALUE>180.00</GOODSVALUE>
<DELIVERYINST>
  <![CDATA[Delivery Instructions TEST]]>
</DELIVERYINST>
<OPTION1>PR Priority</OPTION1>
<OPTION2></OPTION2>
<OPTION3></OPTION3>
<OPTION4></OPTION4>
<OPTION5></OPTION5>
<CURRENCY>GBP</CURRENCY>
<INSURANCECURRENCY>GBP</INSURANCECURRENCY>
<PAYMENTIND>S</PAYMENTIND>
<CONREF>ref01_008</CONREF>
<STATCODE>ABC</STATCODE>
</CONSIGNMENT>
</CONSIGNMENTBATCH>

```

When the xml is "Viewed" in a browser they appear like this (International):

| | |
|---|--|
| <p>1.From (Collection Address)</p> <p>Sender's Account No : 111111111
 Name : Collection Name
 Address : TEST DO NOT COLLECT4
 TEST DO NOT COLLECT5
 TEST DO NOT COLLECT6
 City : Atherstone Postal/Zip Code : CV9 1TT
 Province : Warwickshire Country : United Kingdom
 Contact Name : Mr Contact Tel No : 00000 700005</p> <p>2.To (Receiver Address)</p> <p>Name : Receiver Name
 Address : TEST DO NOT COLLECT7
 TEST DO NOT COLLECT8
 TEST DO NOT COLLECT9
 City : Amsterdam Postal/Zip Code : 1100 AA
 Province : Country : Netherlands
 Contact Name : Mr Bob Tel No : 1672 987432</p> <p>3.Goods</p> <p>General Description :
 assorted office accessories</p> <p>Stat No : ABC
 Total Packages : Total Weight : Total Volume :
 2 1.4 kg 1 m3</p> <p>4. Services</p> <p>Service : 15N Express
 Options : PR Priority</p> <p style="text-align: right;">Sender Pays
Value : 150</p> <p>Insurance Currency : GBP</p> <p>Sender's Signature : _____</p> <p>Date : ___/___/___</p> <p><small>LIABILITY FOR LOSS, DAMAGE AND DELAY IS LIMITED BY THE CMR CONVENTION OR THE WARSAW CONVENTION WHICHEVER IS APPLICABLE. THE SENDER AGREES THAT THE GENERAL CONDITIONS, ACCESSIBLE VIA THE HELP TEXT THAT ARE ACCEPTABLE AND GOVERN THIS CONTRACT. IF NO SERVICE OR BILLING OPTION IS SELECTED THE FASTEST AVAILABLE SERVICE WILL BE CHARGED TO THE SENDER</small></p> | <div style="text-align: center;"> 
 
 GE233397700GB
 Please quote this number if you have an enquiry. </div> <p>A. Delivery Address</p> <p>Name : Delivery Name
 Address : TEST DO NOT COLLECT10
 TEST DO NOT COLLECT11
 TEST DO NOT COLLECT12
 City : Amsterdam Postal/Zip Code : 1100 AA
 Province : Country : Netherlands
 Contact Name : Mr Bob Tel No : 1672 987432</p> <p>B. Dutiable Shipment Details</p> <p>Receivers VAT/TVA/BTW/MWST No. : 7668880
 Invoice Value of Dutiables
 Currency:GBP Value:180</p> <p>C. Special Delivery Instructions</p> <p>999</p> <p>D. Customer Reference</p> <p>DISKS</p> <p>E. Invoice Receiver (Receiver's Account Number)</p>

<p>Received by TNT
 by (Name) : _____</p> <p>Date : ___/___/___ Time : ___:___</p> <p>Custom's Copy
 Please Keep For Reference</p> |
|---|--|

| | |
|---|--|
| <p>1.From (Collection Address)</p> <p>Sender's Account No : 11111111
 Name : Collection Name
 Address : TEST DO NOT COLLECT4
 TEST DO NOT COLLECT5
 TEST DO NOT COLLECT6
 City : Atherstone Postal/Zip Code : CV9 1TT
 Province : Warwickshire Country : United Kingdom
 Contact Name : Mr Contact Tel No : 00000 700005</p> <p>2.To (Receiver Address)</p> <p>Name : Receiver Name
 Address : TEST DO NOT COLLECT7
 TEST DO NOT COLLECT8
 TEST DO NOT COLLECT9
 City : Amsterdam Postal/Zip Code : 1100 AA
 Province : Country : Netherlands
 Contact Name : Mr Bob Tel No : 1672 987432</p> <p>3.Goods</p> <p>General Description :
 assorted office accessories</p> <p>Stat No : ABC
 Total Packages : Total Weight : Total Volume :
 2 1.4 kg 1 m3</p> <p>4. Services</p> <p>Service : 15N Express
 Options : PR Priority</p> <p style="text-align: right;">Sender Pays
Value : 150</p> <p>Insurance Currency : GBP</p> <p>Sender's Signature : _____</p> <p>Date : ___/___/___</p> <p><small>LIABILITY FOR LOSS, DAMAGE AND DELAY IS LIMITED BY THE CMR CONVENTION OR THE WARSAW CONVENTION WHICHEVER IS APPLICABLE. THE SENDER AGREES THAT THE GENERAL CONDITIONS, ACCESSIBLE VIA THE HELP TEXT THAT ARE ACCEPTABLE AND GOVERN THIS CONTRACT. IF NO SERVICE OR BILLING OPTION IS SELECTED THE FASTEST AVAILABLE SERVICE WILL BE CHARGED TO THE SENDER.</small></p> | <div style="text-align: center;"> 
 
 GE233397700GB
 Please quote this number if you have an enquiry. </div> <p>A. Delivery Address</p> <p>Name : Delivery Name
 Address : TEST DO NOT COLLECT10
 TEST DO NOT COLLECT11
 TEST DO NOT COLLECT12
 City : Amsterdam Postal/Zip Code : 1100 AA
 Province : Country : Netherlands
 Contact Name : Mr Bob Tel No : 1672 987432</p> <p>B. Dutiable Shipment Details</p> <p>Receivers VAT/TVA/BTW/MWST No. : 7668880
 Invoice Value of Dutiables
 Currency:GBP Value:180</p> <p>C. Special Delivery Instructions</p> <p>ggg</p> <p>D. Customer Reference</p> <p>DISKS</p> <p>E. Invoice Receiver (Receiver's Account Number)</p> <p>_____</p> <p>Received by TNT
 by (Name) : _____</p> <p>Date : ___/___/___ Time : ___:___</p> <p>Receiver's Copy
 Please Keep For Reference</p> |
|---|--|

If producing your own, they must contain all the information shown on the templates above, both on the receiver copy and on the customs copy.. If you create your own documentation it must be signed off by operations, your TNT representative can arrange this for you.

| | |
|---|------------------|
| ExpressConnect Shipping Integration Guide | Version: 1.0 |
| | Date: 05/08/2016 |

7.6 Address labels

To be attached to the package/s out for collection. Allows barcode scanning and tracking of consignments during delivery movement.

It is recommended to use a routing label which can be produced using an alternative Webserver Expresslabel, access and assistance this can be arranged by your TNT representative. Further details can be found at:

<https://express.tnt.com/expresswebservices-website/app/routinglabelrequest.html>

The xml response for the label can be retrieve in Java script using

```
// Retrieve label
```

```
xml_in = 'GET_LABEL:'+AccessCode;
var LabelXML=SendXml(xml_in);
```

and has the following structure:

```
<?xml version="1.0" encoding="utf-8" standalone="yes"?>
<?xml-stylesheet href=" https://express.tnt.com/expresswebservices-website
/stylesheet/HTMLAddressLabelRender.xsl" type="text/xsl"?>
<CONSIGNMENTBATCH>
  <BARCODEURL>/barbecue/barcode?type=code39&height=70&width=1&data=
```

Continued below.

```

<COLLECTION>
  <COMPANYNAME>
    <![CDATA[Collection Name]]>
  </COMPANYNAME>
  <STREETADDRESS1>
    <![CDATA[TEST DO NOT COLLECT4]]>
  </STREETADDRESS1>
  <STREETADDRESS2>
    <![CDATA[TEST DO NOT COLLECT5]]>
  </STREETADDRESS2>
  <STREETADDRESS3>
    <![CDATA[TEST DO NOT COLLECT6]]>
  </STREETADDRESS3>
  <CITY>
    <![CDATA[Atherstone]]>
  </CITY>
  <PROVINCE>
    <![CDATA[Warwickshire]]>
  </PROVINCE>
  <POSTCODE>CV9 1TT</POSTCODE>
  <COUNTRY>UNITED KINGDOM</COUNTRY>
  <CONTACTNAME>
    <![CDATA[Mr Contact]]>
  </CONTACTNAME>
  <CONTACTDIALCODE>00000</CONTACTDIALCODE>
  <CONTACTTELEPHONE>700005</CONTACTTELEPHONE>
  <CONTACTEMAIL>contact@tnt.com</CONTACTEMAIL>
</COLLECTION>
<CARRIAGEFORWARD>N</CARRIAGEFORWARD>
</HEADER>
<RECEIVER>
  <COMPANYNAME>
    <![CDATA[Receiver Name]]>
  </COMPANYNAME>
  <STREETADDRESS1>
    <![CDATA[TEST DO NOT COLLECT7]]>
  </STREETADDRESS1>
  <STREETADDRESS2>
    <![CDATA[TEST DO NOT COLLECT8]]>
  </STREETADDRESS2>
  <STREETADDRESS3>
    <![CDATA[TEST DO NOT COLLECT9]]>
  </STREETADDRESS3>
  <CITY>
    <![CDATA[Amsterdam]]>
  </CITY>
  <POSTCODE>1012 AA</POSTCODE>
  <COUNTRY>NETHERLANDS</COUNTRY>
  <CONTACTNAME>
    <![CDATA[Mr Bob]]>
  </CONTACTNAME>
  <CONTACTDIALCODE>1672</CONTACTDIALCODE>
  <CONTACTTELEPHONE>987432</CONTACTTELEPHONE>
  <CONTACTEMAIL>email@tnt.com</CONTACTEMAIL>
  <VAT>VAT-0123</VAT>
</RECEIVER>
<DELIVERY>

```

Continued below.



```
<DELIVERY>
  <COMPANYNAME>
    <![CDATA[Delivery Name]]>
  </COMPANYNAME>
  <STREETADDRESS1>
    <![CDATA[TEST DO NOT COLLECT10]]>
  </STREETADDRESS1>
  <STREETADDRESS2>
    <![CDATA[TEST DO NOT COLLECT11]]>
  </STREETADDRESS2>
  <STREETADDRESS3>
    <![CDATA[TEST DO NOT COLLECT12]]>
  </STREETADDRESS3>
  <CITY>
    <![CDATA[Amsterdam]]>
  </CITY>
  <POSTCODE>1012 AA</POSTCODE>
  <COUNTRY>NETHERLANDS</COUNTRY>
  <CONTACTNAME>
    <![CDATA[Mr Frank]]>
  </CONTACTNAME>
  <CONTACTDIALCODE>1672</CONTACTDIALCODE>
  <CONTACTTELEPHONE>987432</CONTACTTELEPHONE>
  <CONTACTEMAIL>email@tnt.com</CONTACTEMAIL>
  <VAT>VAT-0123</VAT>
</DELIVERY>
<TOTALVOLUME units="m3">1.0</TOTALVOLUME>
<TOTALWEIGHT units="kg">1.4</TOTALWEIGHT>
<CUSTOMERREF>
  <![CDATA[DISKS]]>
</CUSTOMERREF>
<CONSIGNMENTTYPE>N</CONSIGNMENTTYPE>
<CONNUMBER>GE000003143GB</CONNUMBER>
<SERVICE>15N Express</SERVICE>
<INSURANCEVALUE>150.00</INSURANCEVALUE>
<GOODSDESC1>
  <![CDATA[assorted office accessories]]>
</GOODSDESC1>
<TOTALITEMS>2</TOTALITEMS>
<GOODSVALUE>180.00</GOODSVALUE>
<DELIVERYINST>
  <![CDATA[Delivery Instructions TEST]]>
</DELIVERYINST>
<OPTION1>PR Priority</OPTION1>
<OPTION2></OPTION2>
<OPTION3></OPTION3>
<OPTION4></OPTION4>
<OPTION5></OPTION5>
<CURRENCY>GBP</CURRENCY>
<INSURANCECURRENCY>GBP</INSURANCECURRENCY>
<PAYMENTIND>S</PAYMENTIND>
<CONREF>ref01_008</CONREF>
<STATCODE>ABC</STATCODE>
<PACKAGE>
```

Continued below.

```
<PACKAGE>
  <GOODSDESC>box 1</GOODSDESC>
  <LENGTH units="cm">10.0</LENGTH>
  <HEIGHT units="cm">20.0</HEIGHT>
  <WIDTH units="cm">30.0</WIDTH>
  <WEIGHT units="Kg">0.4</WEIGHT>
  <ITEMS>3</ITEMS>
  <VOLUME units="m3">0.019</VOLUME>
  <PACKAGEINDEX>1</PACKAGEINDEX>
  <PACKAGEMAX>2</PACKAGEMAX>
  <ARTICLE>
    <PACKAGECODE>2127</PACKAGECODE>
    <INVOICEDESC>
      <![CDATA[metal paperclips]]>
    </INVOICEDESC>
    <INVOICEVALUE>2.30</INVOICEVALUE>
    <ITEMS>1</ITEMS>
    <DESCRIPTION>
      <![CDATA[paperclips]]>
    </DESCRIPTION>
    <WEIGHT units="Kg">0.03</WEIGHT>
    <HTS>ABC</HTS>
    <ORIGINCOUNTRY>GB</ORIGINCOUNTRY>
  </ARTICLE>
</PACKAGE>
<PACKAGE>
  <GOODSDESC>box 2</GOODSDESC>
  <LENGTH units="cm">50.0</LENGTH>
  <HEIGHT units="cm">60.0</HEIGHT>
  <WIDTH units="cm">70.0</WIDTH>
  <WEIGHT units="Kg">0.8</WEIGHT>
  <ITEMS>3</ITEMS>
  <VOLUME units="m3">0.63</VOLUME>
  <PACKAGEINDEX>2</PACKAGEINDEX>
  <PACKAGEMAX>2</PACKAGEMAX>
  <ARTICLE>
    <PACKAGECODE>2128</PACKAGECODE>
    <INVOICEDESC>
      <![CDATA[metal paperclips]]>
    </INVOICEDESC>
    <INVOICEVALUE>2.30</INVOICEVALUE>
    <ITEMS>1</ITEMS>
    <DESCRIPTION>
      <![CDATA[paperclips]]>
    </DESCRIPTION>
    <WEIGHT units="Kg">0.03</WEIGHT>
    <HTS>ABC</HTS>
    <ORIGINCOUNTRY>GB</ORIGINCOUNTRY>
  </ARTICLE>
</PACKAGE>
</CONSIGNMENT>
</CONSIGNMENTBATCH>
```

| | |
|---|------------------|
| ExpressConnect Shipping Integration Guide | Version: 1.0 |
| | Date: 05/08/2016 |

Viewed in the browser they appear like this:

| | | | | |
|---|---|---------------------------------------|---|---------------------------------------|
| <p>Account :987654321
 Sender
 Collection Name
 TEST DO NOT COLLECT4
 TEST DO NOT COLLECT5
 TEST DO NOT COLLECT6
 Atherstone
 Warwickshire
 CV9 1TT
 UNITED KINGDOM
 Contact : Mr Contact
 Tel :00000700005</p> | 

* 00000135 *
Customer Reference : DISKS | | | |
| <p>Delivery Address
 Delivery Name
 TEST DO NOT COLLECT10
 TEST DO NOT COLLECT11
 TEST DO NOT COLLECT12
 Atherstone
 Warwickshire
 CV9 1TT
 UNITED KINGDOM
 Contact : Mr Bob
 Tel :1672987432</p> | <p>Shipment Date :05/08/2016
 Description of Goods
 assorted office accessories
 box 1

 Dimensions : 10.0cm x 30.0 cm x 20.0cm</p> | | | |
| <p>Special Delivery Instructions : ggg</p> | | | | |
| <p>Service and Options
 1 Express</p> | <table border="1"> <tr> <td data-bbox="808 1077 971 1207"> <p>No of Items
 1 of 2</p> </td> <td data-bbox="971 1077 1388 1312" rowspan="2"> <p>TNT'S LIABILITY FOR LOSS, DAMAGE AND DELAY IS LIMITED BY THE CMR CONVENTION OR THE WARSAW CONVENTION WHICHEVER IS APPLICABLE. THE SENDER AGREES THAT THE GENERAL CONDITIONS, ACCESSIBLE AT HTTP://CONNECTION.TNT.COM/81/TERMSANDCONDITIONS.HTML, ARE ACCEPTABLE AND GOVERN THIS CONTRACT. IF NO SERVICES OR BILLING OPTIONS ARE SELECTED THE FASTEST AVAILABLE SERVICE WILL BE CHARGED TO THE SENDER.</p> </td> </tr> <tr> <td data-bbox="808 1207 971 1312"> <p>Item Weight
 0.4 Kg</p> </td> </tr> </table> | <p>No of Items
 1 of 2</p> | <p>TNT'S LIABILITY FOR LOSS, DAMAGE AND DELAY IS LIMITED BY THE CMR CONVENTION OR THE WARSAW CONVENTION WHICHEVER IS APPLICABLE. THE SENDER AGREES THAT THE GENERAL CONDITIONS, ACCESSIBLE AT HTTP://CONNECTION.TNT.COM/81/TERMSANDCONDITIONS.HTML, ARE ACCEPTABLE AND GOVERN THIS CONTRACT. IF NO SERVICES OR BILLING OPTIONS ARE SELECTED THE FASTEST AVAILABLE SERVICE WILL BE CHARGED TO THE SENDER.</p> | <p>Item Weight
 0.4 Kg</p> |
| <p>No of Items
 1 of 2</p> | <p>TNT'S LIABILITY FOR LOSS, DAMAGE AND DELAY IS LIMITED BY THE CMR CONVENTION OR THE WARSAW CONVENTION WHICHEVER IS APPLICABLE. THE SENDER AGREES THAT THE GENERAL CONDITIONS, ACCESSIBLE AT HTTP://CONNECTION.TNT.COM/81/TERMSANDCONDITIONS.HTML, ARE ACCEPTABLE AND GOVERN THIS CONTRACT. IF NO SERVICES OR BILLING OPTIONS ARE SELECTED THE FASTEST AVAILABLE SERVICE WILL BE CHARGED TO THE SENDER.</p> | | | |
| <p>Item Weight
 0.4 Kg</p> | | | | |

Below is an example of a UK domestic label:

| | | |
|--|-------------------------------|---|
| Express | | Telephone
01827 303030  |
| Coll. Depot: Liverpool 008
Sender A/c: 0550509615
Cons. No. 59479356
Weight (kg): 15
Item No.: 001of 001
Coll. Date : 29/12/2011 | 655 | |
| Deliver to:
DC Manager
GAME Stores Group Ltd
Wh 9890
Unity House
Telford Road
Basingstoke
Hampshire
RG99 6FP
United Kingdom | Special Instructions: | |
| | Customer Reference:
A1N03X | |
| RG99 6FP | | |
| 6008055050961559479356001655
 | | |

Address Label

Please fold this page and attach it to your parcel

If producing your own, they must contain all the information shown below. If you create your own it must be signed off by operations, your TNT representative can arrange this for you.

| | |
|---|------------------|
| ExpressConnect Shipping Integration Guide | Version: 1.0 |
| | Date: 05/08/2016 |

7.7Detail Manifest

The manifest is the form that lists the consignments traveling on a particular mode of transport on a particular date.

The xml response for the detail manifest can be retrieve in Java script using

```
// Retrieve manifest
xml_in = 'GET_MANIFEST:'+AccessCode;
var ManifestXML=SendXml(xml_in);
```

and has the following structure:

```
<?xml version="1.0" encoding="utf-8" standalone="yes"?>
<?xml-stylesheet href=" https://express.tnt.com/expresswebservices-
website/stylesheets/HTMLManifestRender.xsl" type="text/xsl"?>
<CONSIGNMENTBATCH>
  <BARCODEURL>/barbecue/barcode?type=code39&height=70&width=1&data=</BARCODEURL>
  <HOST>http://gblabv145.gb.tntpost.com:9082</HOST>
  <IMAGESDIR>/expresswebservices-website/rendering/images</IMAGESDIR>
  <CONSIGNMENT originCountry="GB" marketType="INTERNATIONAL">
    <HEADER>
      <SHIPMENTDATE>15/08/2016</SHIPMENTDATE>
      <SENDER>
        <COMPANYNAME>
          <![CDATA[Sender Co 01-008]]>
        </COMPANYNAME>
        <STREETADDRESS1>
          <![CDATA[TEST DO NOT COLLECT1]]>
        </STREETADDRESS1>
        <STREETADDRESS2>
          <![CDATA[TEST DO NOT COLLECT2]]>
        </STREETADDRESS2>
        <STREETADDRESS3>
          <![CDATA[TEST DO NOT COLLECT3]]>
        </STREETADDRESS3>
        <CITY>
          <![CDATA[Atherstone]]>
        </CITY>
        <PROVINCE>
          <![CDATA[Warwickshire]]>
        </PROVINCE>
        <POSTCODE>CV9 2ry</POSTCODE>
        <COUNTRY>UNITED KINGDOM</COUNTRY>
        <CONTACTNAME>
          <![CDATA[Mr Contact]]>
        </CONTACTNAME>
        <CONTACTDIALCODE>01827</CONTACTDIALCODE>
        <CONTACTTELEPHONE>717733</CONTACTTELEPHONE>
        <CONTACTEMAIL>contact@tnt.com</CONTACTEMAIL>
        <ACCOUNT>987654321</ACCOUNT>
      </SENDER>
    </CONSIGNMENT>
  </CONSIGNMENTBATCH>
```

Continued below.

```

<COLLECTION>
  <COMPANYNAME>
    <![CDATA[Collection Name]]>
  </COMPANYNAME>
  <STREETADDRESS1>
    <![CDATA[TEST DO NOT COLLECT4]]>
  </STREETADDRESS1>
  <STREETADDRESS2>
    <![CDATA[TEST DO NOT COLLECT5]]>
  </STREETADDRESS2>
  <STREETADDRESS3>
    <![CDATA[TEST DO NOT COLLECT6]]>
  </STREETADDRESS3>
  <CITY>
    <![CDATA[Atherstone]]>
  </CITY>
  <PROVINCE>
    <![CDATA[Warwickshire]]>
  </PROVINCE>
  <POSTCODE>CV9 1TT</POSTCODE>
  <COUNTRY>UNITED KINGDOM</COUNTRY>
  <CONTACTNAME>
    <![CDATA[Mr Contact]]>
  </CONTACTNAME>
  <CONTACTDIALCODE>00000</CONTACTDIALCODE>
  <CONTACTTELEPHONE>700005</CONTACTTELEPHONE>
  <CONTACTEMAIL>contact@tnt.com</CONTACTEMAIL>
</COLLECTION>
<CARRIAGEFORWARD>N</CARRIAGEFORWARD>
</HEADER>
<RECEIVER>
  <COMPANYNAME>
    <![CDATA[Receiver Name]]>
  </COMPANYNAME>
  <STREETADDRESS1>
    <![CDATA[TEST DO NOT COLLECT7]]>
  </STREETADDRESS1>
  <STREETADDRESS2>
    <![CDATA[TEST DO NOT COLLECT8]]>
  </STREETADDRESS2>
  <STREETADDRESS3>
    <![CDATA[TEST DO NOT COLLECT9]]>
  </STREETADDRESS3>
  <CITY>
    <![CDATA[Amsterdam]]>
  </CITY>
  <POSTCODE>1012 AA</POSTCODE>
  <COUNTRY>NETHERLANDS</COUNTRY>
  <CONTACTNAME>
    <![CDATA[Mr Bob]]>
  </CONTACTNAME>
  <CONTACTDIALCODE>1672</CONTACTDIALCODE>
  <CONTACTTELEPHONE>987432</CONTACTTELEPHONE>
  <CONTACTEMAIL>email@tnt.com</CONTACTEMAIL>
  <VAT>VAT-0123</VAT>
</RECEIVER>

```

Continued below.

```



<DELIVERY>
  <COMPANYNAME>
    <![CDATA[Delivery Name]]>
  </COMPANYNAME>
  <STREETADDRESS1>
    <![CDATA[TEST DO NOT COLLECT10]]>
  </STREETADDRESS1>
  <STREETADDRESS2>
    <![CDATA[TEST DO NOT COLLECT11]]>
  </STREETADDRESS2>
  <STREETADDRESS3>
    <![CDATA[TEST DO NOT COLLECT12]]>
  </STREETADDRESS3>
  <CITY>
    <![CDATA[Amsterdam]]>
  </CITY>
  <POSTCODE>1012 AA</POSTCODE>
  <COUNTRY>NETHERLANDS</COUNTRY>
  <CONTACTNAME>
    <![CDATA[Mr Frank]]>
  </CONTACTNAME>
  <CONTACTDIALCODE>1672</CONTACTDIALCODE>
  <CONTACTTELEPHONE>987432</CONTACTTELEPHONE>
  <CONTACTEMAIL>email@tnt.com</CONTACTEMAIL>
  <VAT>VAT-0123</VAT>
</DELIVERY>
<TOTALVOLUME units="m3">1.0</TOTALVOLUME>
<TOTALWEIGHT units="kg">1.4</TOTALWEIGHT>
<CUSTOMERREF>
  <![CDATA[DISKS]]>
</CUSTOMERREF>
<CONSIGNMENTTYPE>N</CONSIGNMENTTYPE>
<CONNUMBER>GE000003143GB</CONNUMBER>
<SERVICE>15N Express</SERVICE>
<INSURANCEVALUE>150.00</INSURANCEVALUE>
<GOODSDESC1>
  <![CDATA[assorted office accessories]]>
</GOODSDESC1>
<TOTALITEMS>2</TOTALITEMS>
<GOODSVALUE>180.00</GOODSVALUE>
<DELIVERYINST>
  <![CDATA[Delivery Instructions TEST]]>
</DELIVERYINST>
<OPTION1>PR Priority</OPTION1>
<OPTION2></OPTION2>
<OPTION3></OPTION3>
<OPTION4></OPTION4>
<OPTION5></OPTION5>
<CURRENCY>GBP</CURRENCY>
<INSURANCECURRENCY>GBP</INSURANCECURRENCY>
<PAYMENTIND>S</PAYMENTIND>
<CONREF>ref01_008</CONREF>
<STATCODE>ABC</STATCODE>
<PAGE>

```

Continued below.

```
<PACKAGE>
  <GOODSDESC>box 1</GOODSDESC>
  <LENGTH units="cm">10.0</LENGTH>
  <HEIGHT units="cm">20.0</HEIGHT>
  <WIDTH units="cm">30.0</WIDTH>
  <WEIGHT units="Kg">0.4</WEIGHT>
  <ITEMS>3</ITEMS>
  <VOLUME units="m3">0.019</VOLUME>
  <PACKAGEINDEX>1</PACKAGEINDEX>
  <PACKAGEMAX>2</PACKAGEMAX>
  <ARTICLE>
    <PACKAGECODE>2127</PACKAGECODE>
    <INVOICEDESC>
      <![CDATA[metal paperclips]]>
    </INVOICEDESC>
    <INVOICEVALUE>2.30</INVOICEVALUE>
    <ITEMS>1</ITEMS>
    <DESCRIPTION>
      <![CDATA[paperclips]]>
    </DESCRIPTION>
    <WEIGHT units="Kg">0.03</WEIGHT>
    <HTS>ABC</HTS>
    <ORIGINCOUNTRY>GB</ORIGINCOUNTRY>
  </ARTICLE>
</PACKAGE>
<PACKAGE>
  <GOODSDESC>box 2</GOODSDESC>
  <LENGTH units="cm">50.0</LENGTH>
  <HEIGHT units="cm">60.0</HEIGHT>
  <WIDTH units="cm">70.0</WIDTH>
  <WEIGHT units="Kg">0.8</WEIGHT>
  <ITEMS>3</ITEMS>
  <VOLUME units="m3">0.63</VOLUME>
  <PACKAGEINDEX>2</PACKAGEINDEX>
  <PACKAGEMAX>2</PACKAGEMAX>
  <ARTICLE>
    <PACKAGECODE>2128</PACKAGECODE>
    <INVOICEDESC>
      <![CDATA[metal paperclips]]>
    </INVOICEDESC>
    <INVOICEVALUE>2.30</INVOICEVALUE>
    <ITEMS>1</ITEMS>
    <DESCRIPTION>
      <![CDATA[paperclips]]>
    </DESCRIPTION>
    <WEIGHT units="Kg">0.03</WEIGHT>
    <HTS>ABC</HTS>
    <ORIGINCOUNTRY>GB</ORIGINCOUNTRY>
  </ARTICLE>
</PACKAGE>
</CONSIGNMENT>
</CONSIGNMENTBATCH>
```

Viewed in the browser it appears like this:

| | | | |
|---|---|---|--|
|  | | <p align="center">COLLECTION MANIFEST (DETAIL) - OTHERS (SENDER PAYS)-1</p> <p align="center">TNT Express
Shipment Date : 15/08/2016
Pickup id :</p> | |
| Sender Account | : 987654321 | | |
| Sender Name | : Sender Co 01-008 | | Printed on : 8/8/2016 |
| & Address | : TEST DO NOT COLLECT1,TEST DO NOT COLLECT2,TEST DO NOT COLLECT3,Atherstone,Warwickshire,CV9 2ry,UNITED KINGDOM | | |
|  | | Sending Depot
Depot | Receiving
Special Instructions
Delivery Instructions TEST
SENDER PAYS |
| *GE000003157GB* | | | |
| Sender Contact | : Mr Contact | Tel : 01827 717733 | Sender Ref : DISKS Receiver Vat Nr : VAT-0123 Receiver Acc Number : |
| Receiver Name | : Receiver Name,TEST DO NOT COLLECT7,TEST DO NOT COLLECT8,TEST DO NOT COLLECT9 | Receiver Contact : Mr Bob | Serv : 15N Express
Opts : PR Priority |
| & Address | : Amsterdam,1012 AA,NETHERLANDS | | |
| Receiver Tel | : 1672 987432 | | |
| Collection | : Collection Name,TEST DO NOT COLLECT4,TEST DO NOT COLLECT5,TEST DO NOT COLLECT6 | | |
| & Address | : Atherstone,Warwickshire,CV9 1TT,UNITED KINGDOM | | |
| Delivery | : Delivery Name,TEST DO NOT COLLECT10,TEST DO NOT COLLECT11,TEST DO NOT COLLECT12 | | |
| & Address | : Amsterdam,1012 AA,NETHERLANDS | | |
| No Pieces : 2 | Weight : 1.4 kg | Insurance Value : 150.00 GBP | Invoice Value : 180.00 GBP |
| | | | Total Consignment Volume
1.0m3 |
| Description (including packing and marks) | | Dimensions (L x W x H) | |
| metal paperclips | | 10.0cm x 30.0cm x 20.0cm | |
| metal paperclips | | 50.0cm x 70.0cm x 60.0cm | |

7.8 Summary Manifest

The summary manifest lists all of the consignments traveling on a particular mode of transport on a particular date, as a part of a batch.

Viewed in the browser it appears like this:

COLLECTION MANIFEST (SUMMARY)

Sender Account: XXXXXXXXXX

Sender Name: :Sender Co

S. Address: :Sender House, Manor Road, Marston, Abingdon, Wantlandsite, CV9 2RY, United Kingdom.

Group code: :29657

Page: 1 of 1

Date: 11/05/2005

| Con. Nr. | No. of
Recep | Weight
(kg) | Shipper Ref. | Receipt | City | Destination | Service |
|---------------|-----------------|----------------|--------------|---------|-------|-------------|--------------------|
| GE700226051G8 | 2 | 1.4 | FIAT | Comp 1 | Milba | Italy | 15N Global Express |
| GE700226052G8 | 4 | 1 | FIAT | Comp 1 | Milba | Italy | 15N Global Express |
| GE700226053G8 | 4 | 40 | FIAT | Comp 1 | Milba | Italy | 15N Global Express |
| GE700226054G8 | 10 | 22 | FIAT | Comp 1 | Milba | Italy | 15N Global Express |
| GE700226055G8 | 250 | 640 | FIAT | Comp 1 | Milba | Italy | 15N Global Express |
| GE700226056G8 | 2 | 1.4 | FIAT | Comp 1 | Milba | Italy | 15N Global Express |
| GE700226057G8 | 4 | 1 | FIAT | Comp 1 | Milba | Italy | 15N Global Express |
| GE700226058G8 | 4 | 40 | FIAT | Comp 1 | Milba | Italy | 15N Global Express |
| GE700226059G8 | 10 | 22 | FIAT | Comp 1 | Milba | Italy | 15N Global Express |
| GE700226060G8 | 250 | 640 | FIAT | Comp 1 | Milba | Italy | 15N Global Express |
| GE700226061G8 | 2 | 1.4 | FIAT | Comp 1 | Milba | Italy | 15N Global Express |
| GE700226062G8 | 4 | 1 | FIAT | Comp 1 | Milba | Italy | 15N Global Express |
| GE700226063G8 | 4 | 40 | FIAT | Comp 1 | Milba | Italy | 15N Global Express |
| GE700226064G8 | 10 | 22 | FIAT | Comp 1 | Milba | Italy | 15N Global Express |
| GE700226065G8 | 250 | 640 | FIAT | Comp 1 | Milba | Italy | 15N Global Express |

Account 147621 Totals :

| | | | |
|----|------|----------|--|
| 15 | 7740 | 2113.200 | |
|----|------|----------|--|

Sender Sender Co Totals :

| | | | |
|----|------|----------|--|
| 15 | 7740 | 2113.200 | |
|----|------|----------|--|

Grand Totals :

| | | | |
|----|------|----------|--|
| 15 | 7740 | 2113.200 | |
|----|------|----------|--|

Sender's Signature _____

Received by TNT _____

Date ____/____/____

Date ____/____/____ Time ____:____hrs

Print Date : 05/05/2005 Print Time : 17:5

TNT'S LIABILITY FOR LOSS, DAMAGE AND DELAY IS LIMITED BY THE CMR CONVENTION OR THE WARSAW CONVENTION, WHICHEVER IS APPLICABLE. THE SENDER AGREES THAT THE GENERAL CONDITIONS, ACCESSIBLE VIA THE TNT HELP, ARE ACCEPTABLE AND GOVERN THIS CONTRACT. IF NO SERVICE OR BILLING OPTION IS SELECTED THEN THE FASTEST AVAILABLE SERVICE WILL BE CHARGED TO THE SENDER.

| | |
|---|------------------|
| ExpressConnect Shipping Integration Guide | Version: 1.0 |
| | Date: 05/08/2016 |

7.9 Commercial invoice

The seller issues a commercial invoice to the buyer stating the cost of the goods being supplied plus any other charges that might be involved, *e.g.* insurance, freight. This type of invoice is raised when a commercial transaction has taken place. One commercial invoice is produced per consignment.

The xml response for the Commercial Invoice can be retrieve in Java script using

```
// Retrieve Invoice
xml_in = 'GET_INVOICE:'+AccessCode;
var INVOICEXML=SendXml(xml_in);
```

and has the following structure:

```
<?xml version="1.0" encoding="utf-8" standalone="yes"?>
<?xml-stylesheet href=" https://express.tnt.com/expresswebservices-
website/stylesheets/HTMLCommercialInvoiceRenderer.xsl" type="text/xsl"?>
<CONSIGNMENTBATCH>
  <CONSIGNMENT originCountry="GB" marketType="INTERNATIONAL">
    <HEADER last="true">
      <SHIPMENTDATE>15/08/2016</SHIPMENTDATE>
      <SENDER>
        <COMPANYNAME>
          <![CDATA[Sender Co 01-008]]>
        </COMPANYNAME>
        <STREETADDRESS1>
          <![CDATA[TEST DO NOT COLLECT1]]>
        </STREETADDRESS1>
        <STREETADDRESS2>
          <![CDATA[TEST DO NOT COLLECT2]]>
        </STREETADDRESS2>
        <STREETADDRESS3>
          <![CDATA[TEST DO NOT COLLECT3]]>
        </STREETADDRESS3>
        <CITY>
          <![CDATA[Atherstone]]>
        </CITY>
        <PROVINCE>
          <![CDATA[Warwickshire]]>
        </PROVINCE>
        <POSTCODE>CV9 2ry</POSTCODE>
        <COUNTRY>UNITED KINGDOM</COUNTRY>
        <CONTACTNAME>
          <![CDATA[Mr Contact]]>
        </CONTACTNAME>
        <CONTACTDIALCODE>01827</CONTACTDIALCODE>
        <CONTACTTELEPHONE>717733</CONTACTTELEPHONE>
        <CONTACTEMAIL>contact@tnt.com</CONTACTEMAIL>
        <ACCOUNT>987654321</ACCOUNT>
      </SENDER>
    </CONSIGNMENT>
  </CONSIGNMENTBATCH>
```

Continued below.


```

<COLLECTION>
  <COMPANYNAME>
    <![CDATA[Collection Name]]>
  </COMPANYNAME>
  <STREETADDRESS1>
    <![CDATA[TEST DO NOT COLLECT4]]>
  </STREETADDRESS1>
  <STREETADDRESS2>
    <![CDATA[TEST DO NOT COLLECT5]]>
  </STREETADDRESS2>
  <STREETADDRESS3>
    <![CDATA[TEST DO NOT COLLECT6]]>
  </STREETADDRESS3>
  <CITY>
    <![CDATA[Atherstone]]>
  </CITY>
  <PROVINCE>
    <![CDATA[Warwickshire]]>
  </PROVINCE>
  <POSTCODE>CV9 1TT</POSTCODE>
  <COUNTRY>UNITED KINGDOM</COUNTRY>
  <CONTACTNAME>
    <![CDATA[Mr Contact]]>
  </CONTACTNAME>
  <CONTACTDIALCODE>00000</CONTACTDIALCODE>
  <CONTACTTELEPHONE>700005</CONTACTTELEPHONE>
  <CONTACTEMAIL>contact@tnt.com</CONTACTEMAIL>
</COLLECTION>
<CARRIAGEFORWARD>N</CARRIAGEFORWARD>
</HEADER>
<RECEIVER>
  <COMPANYNAME>
    <![CDATA[Receiver Name]]>
  </COMPANYNAME>
  <STREETADDRESS1>
    <![CDATA[TEST DO NOT COLLECT7]]>
  </STREETADDRESS1>
  <STREETADDRESS2>
    <![CDATA[TEST DO NOT COLLECT8]]>
  </STREETADDRESS2>
  <STREETADDRESS3>
    <![CDATA[TEST DO NOT COLLECT9]]>
  </STREETADDRESS3>
  <CITY>
    <![CDATA[Amsterdam]]>
  </CITY>
  <POSTCODE>1012 AA</POSTCODE>
  <COUNTRY>NETHERLANDS</COUNTRY>
  <CONTACTNAME>
    <![CDATA[Mr Bob]]>
  </CONTACTNAME>
  <CONTACTDIALCODE>1672</CONTACTDIALCODE>
  <CONTACTTELEPHONE>987432</CONTACTTELEPHONE>
  <CONTACTEMAIL>email@tnt.com</CONTACTEMAIL>
  <VAT>VAT-0123</VAT>
</RECEIVER>
</END>

```

Continued below.

```

<DELIVERY>
  <COMPANYNAME>
    <![CDATA[Delivery Name]]>
  </COMPANYNAME>
  <STREETADDRESS1>
    <![CDATA[TEST DO NOT COLLECT10]]>
  </STREETADDRESS1>
  <STREETADDRESS2>
    <![CDATA[TEST DO NOT COLLECT11]]>
  </STREETADDRESS2>
  <STREETADDRESS3>
    <![CDATA[TEST DO NOT COLLECT12]]>
  </STREETADDRESS3>
  <CITY>
    <![CDATA[Amsterdam]]>
  </CITY>
  <POSTCODE>1012 AA</POSTCODE>
  <COUNTRY>NETHERLANDS</COUNTRY>
  <CONTACTNAME>
    <![CDATA[Mr Frank]]>
  </CONTACTNAME>
  <CONTACTDIALCODE>1672</CONTACTDIALCODE>
  <CONTACTTELEPHONE>987432</CONTACTTELEPHONE>
  <CONTACTEMAIL>email@tnt.com</CONTACTEMAIL>
  <VAT>VAT-0123</VAT>
</DELIVERY>
<TOTALVOLUME units="m3">1.0</TOTALVOLUME>
<TOTALWEIGHT units="kg">1.4</TOTALWEIGHT>
<CUSTOMERREF>
  <![CDATA[DISKS]]>
</CUSTOMERREF>
<CONSIGNMENTTYPE>N</CONSIGNMENTTYPE>
<CONNUMBER>GE000003143GB</CONNUMBER>
<SERVICE>15N Express</SERVICE>
<INSURANCEVALUE>150.00</INSURANCEVALUE>
<GOODSDESC1>
  <![CDATA[assorted office accessories]]>
</GOODSDESC1>
<TOTALITEMS>2</TOTALITEMS>
<GOODSVALUE>180.00</GOODSVALUE>
<DELIVERYINST>
  <![CDATA[Delivery Instructions TEST]]>
</DELIVERYINST>
<OPTION1>PR Priority</OPTION1>
<OPTION2></OPTION2>
<OPTION3></OPTION3>
<OPTION4></OPTION4>
<OPTION5></OPTION5>
<CURRENCY>GBP</CURRENCY>
<INSURANCECURRENCY>GBP</INSURANCECURRENCY>
<PAYMENTIND>S</PAYMENTIND>
<CONREF>ref01_008</CONREF>
<STATCODE>ABC</STATCODE>
<PAGE>

```

Continued below.

```
<PACKAGE>
  <GOODSDESC>box 1</GOODSDESC>
  <LENGTH units="cm">10.0</LENGTH>
  <HEIGHT units="cm">20.0</HEIGHT>
  <WIDTH units="cm">30.0</WIDTH>
  <WEIGHT units="Kg">0.4</WEIGHT>
  <ITEMS>3</ITEMS>
  <VOLUME units="m3">0.019</VOLUME>
  <PACKAGEINDEX>1</PACKAGEINDEX>
  <PACKAGEMAX>2</PACKAGEMAX>
  <ARTICLE>
    <PACKAGECODE>2127</PACKAGECODE>
    <INVOICEDESC>
      <![CDATA[metal paperclips]]>
    </INVOICEDESC>
    <INVOICEVALUE>2.30</INVOICEVALUE>
    <ITEMS>1</ITEMS>
    <DESCRIPTION>
      <![CDATA[paperclips]]>
    </DESCRIPTION>
    <WEIGHT units="Kg">0.03</WEIGHT>
    <HTS>ABC</HTS>
    <ORIGINCOUNTRY>GB</ORIGINCOUNTRY>
  </ARTICLE>
</PACKAGE>
<PACKAGE>
  <GOODSDESC>box 2</GOODSDESC>
  <LENGTH units="cm">50.0</LENGTH>
  <HEIGHT units="cm">60.0</HEIGHT>
  <WIDTH units="cm">70.0</WIDTH>
  <WEIGHT units="Kg">0.8</WEIGHT>
  <ITEMS>3</ITEMS>
  <VOLUME units="m3">0.63</VOLUME>
  <PACKAGEINDEX>2</PACKAGEINDEX>
  <PACKAGEMAX>2</PACKAGEMAX>
  <ARTICLE>
    <PACKAGECODE>2128</PACKAGECODE>
    <INVOICEDESC>
      <![CDATA[metal paperclips]]>
    </INVOICEDESC>
    <INVOICEVALUE>2.30</INVOICEVALUE>
    <ITEMS>1</ITEMS>
    <DESCRIPTION>
      <![CDATA[paperclips]]>
    </DESCRIPTION>
    <WEIGHT units="Kg">0.03</WEIGHT>
    <HTS>ABC</HTS>
    <ORIGINCOUNTRY>GB</ORIGINCOUNTRY>
  </ARTICLE>
</PACKAGE>
</CONSIGNMENT>
</CONSIGNMENTBATCH>
```

Viewed in the browser it appears like this:

| | | | | | | | | | | | | | |
|---|--|------------------|--|--------|----------|-----------------------|---------------|---------------------|--|--------------------|-----|---------------------|--|
| <p>SENDER (Seller/Exporter)
 Sender Co 01-008
 TEST DO NOT COLLECT1
 TEST DO NOT COLLECT2
 TEST DO NOT COLLECT3
 Atherstone
 Warwickshire
 CV9 2ry
 UNITED KINGDOM
 Mr Contact
 01827 717733</p> | <h1 style="margin: 0;">Invoice</h1> <table border="1" style="width: 100%; border-collapse: collapse;"> <tr> <td style="width: 60%;">Invoice Number :</td> <td></td> </tr> <tr> <td>Date :</td> <td style="text-align: center;">8/8/2016</td> </tr> <tr> <td>Consignment Note No :</td> <td style="text-align: center;">GE000003157GB</td> </tr> <tr> <td>Purchase Order No :</td> <td></td> </tr> <tr> <td>Invoice Currency :</td> <td style="text-align: center;">GBP</td> </tr> <tr> <td>Reason for Export :</td> <td></td> </tr> </table> | Invoice Number : | | Date : | 8/8/2016 | Consignment Note No : | GE000003157GB | Purchase Order No : | | Invoice Currency : | GBP | Reason for Export : | |
| Invoice Number : | | | | | | | | | | | | | |
| Date : | 8/8/2016 | | | | | | | | | | | | |
| Consignment Note No : | GE000003157GB | | | | | | | | | | | | |
| Purchase Order No : | | | | | | | | | | | | | |
| Invoice Currency : | GBP | | | | | | | | | | | | |
| Reason for Export : | | | | | | | | | | | | | |
| <p>RECEIVER (Buyer/Importer)
 Receiver Name
 TEST DO NOT COLLECT7
 TEST DO NOT COLLECT8
 TEST DO NOT COLLECT9
 Amsterdam
 1012 AA
 NETHERLANDS
 Mr Bob
 1672 987432</p> | <p>DELIVER TO (if different from receiver)
 Delivery Name
 TEST DO NOT COLLECT10
 TEST DO NOT COLLECT11
 TEST DO NOT COLLECT12
 Amsterdam
 1012 AA
 NETHERLANDS
 Mr Frank
 1672 987432</p> | | | | | | | | | | | | |

| Quantity | Units | Weight | Description of Goods | HS Tariff Code | Country of Origin | Unit Value | Total Value |
|-----------------------|-------|------------------------|----------------------|---------------------------------|-------------------|---------------------------|-------------|
| 1 | | 0.03 | metal paperclips | ABC | GB | | 2.30 |
| 1 | | 0.03 | metal paperclips | ABC | GB | | 2.30 |
| | | | | | | | |
| Total Weight | 1.4 | Units of Weight | kg | Total Number of Packages | 2 | Invoice Line Total | |
| Declaration(s) | | | | | | Discount | |
| | | | | | | Invoice Sub-total | 180.00 GBP |
| | | | | | | Freight Charges | |
| | | | | | | Insurance | 150.00 GBP |
| | | | | | | Other Charges | |
| INCO Terms | | | | | | Invoice Total | 330 GBP |

| | | |
|-----------------------------------|--------------------------|-------------|
| Shipper Name and Job Title | Shipper Signature | Date |
| | | 8/8/2016 |

| | |
|---|------------------|
| ExpressConnect Shipping Integration Guide | Version: 1.0 |
| | Date: 05/08/2016 |

8.Errors

There are a number of different errors that may occur when using ExpressConnect Shipping. Many of these are likely to be encountered in the initial development phase and are concerned with the format of the XML message and the presence of data items.

The remaining messages are concerned with validation of the data items and the availability of the service. The error messages are shown below:

It would be sensible to ensure that your code is capable of handling all of the potential error messages returned by ExpressConnect Shipping.

8.1Application generated errors

The standard behaviour is for you will to receive a response and then for you to check the result (with GET_RESULT) to see if there are errors returned.

In some cases, errors are returned directly in the response with an error.

8.1.1Request errors

These are displayed as errors in response, for example Key value not written correctly.

```
<?xml version="1.0" encoding="UTF-8" standalone="yes"?>
<runtime_error>
  <error_reason>No data received at gateway from client error</error_reason>
  <error_srcText></error_srcText>
</runtime_error>
```

8.1.2XML errors

Theses error occur if the XML is badly formatted, contain a typo and are returned via GET_RESULT. For example, if the Element <STREETADDRESS> contains a typo.

```
<?xml version="1.0" standalone="yes"?>
<parse_error>
  <error_reason>Element content is invalid according to the DTD/Schema. Expecting: STREETADDRESS3,
  CITY.</error_reason>
  <error_line>13</error_line>
  <error_linepos>26</error_linepos>
  <error_srcText>
    <![CDATA[ <ASTREETADDRESS3 />]]>
  </error_srcText>
</parse_error>
```

| | |
|---|------------------|
| ExpressConnect Shipping Integration Guide | Version: 1.0 |
| | Date: 05/08/2016 |

8.1.3 Validation errors

These errors occur if there is an issue with the data supplied in the XML and are returned via GET_RESULT. For example, the XML contained the insurance element with a value, but the goods value element is missing

```
<?xml version="1.0" encoding="utf-8" standalone="yes"?>
<document>
<ERROR>
<CODE>351</CODE>
<DESCRIPTION>Goods value must be entered if insurance value supplied</DESCRIPTION>
<SOURCE>Consignment reference: ref0204</SOURCE>
</ERROR>
</document>
```

For possible validation or verification errors please see Table of application generated error codes, messages and resolutions on the following pages.

| | |
|---|------------------|
| ExpressConnect Shipping Integration Guide | Version: 1.0 |
| | Date: 05/08/2016 |

8.2 Table of application generated error codes, messages and resolutions

The Default Message column contains the English language message that is returned with each code. This value is intended to be used by systems integrators. For content management you should use the error code.

An element is considered empty if it contains no value or only whitespace. Therefore all of the following elements are empty:

```
<emptyElement/>

<emptyElement></emptyElement>

<emptyElement>                </emptyElement>
```

For Shipping

| Error Code | Error Description | Resolution |
|------------|---|--|
| 1 | No data received at gateway from client error | The request failed to received – please resend or contact your local service centre for further assistance |
| 2 | The request to ExpressConnect Shipping has failed. Please contact your local service centre for further assistance | Please contact your local service centre for further assistance |
| 3 | The {invalidfield.name} specified must be numeric | Please pass numeric data in the highlighted field |
| 101 | Error Reading Configuration file | Contact TNT Help Desk |
| 102 | Failure to load XML | Check that XML contains DTD in declaration |
| 103 | ConsignmentBatch Skipped - More Than 99 Packages | Maximum of 99 packages per consignment only |
| 104 | Length Exceeds maximum allowed - Skipped to next consignment | Max length permitted for a package is 2.4m |
| 105 | Height Exceeds maximum allowed - Skipped to next consignment | Max height permitted for a package is 1.5m |
| 106 | Width Exceeds Mamimum Allowed - Skipped to next consignment | Max width permitted for a package is 1.2m |
| 107 | Weight Exceeds maximum allowed - Skipped to next consignment | Max weight permitted for a package is 70 kg |
| 108 | Maximum Number Of Articles Exceeded - Skipped to next Consignment | Maximum of 99 articles elements per package only |
| 110 | Maximum Number Of Consignments exceeded | Refer to customer documentation for maximum limits set * |
| 113 | Empty Consignment Reference found | ConRefs must be supplied |
| 114 | Duplicate Consignment Reference not allowed | ConRefs must be unique and are mandatory |
| 115 | Consignment Reference Not Recognized | Ensure that conrefs given in the Activity elements correspond to those in the Consignment batches |
| 116 | Consignment Number Not Recognized | Ensure that connumbers given in the Activity elements correspond to those consignments created less than 8 days ago. |
| 118 | Cannot Rate a receiver pays shipment | Unless you “own” the receiver account number it is not possible to see the estimated cost of the shipment. |
| 119 | If the origin or destination of a consignment is outside of the EU, the consignment must contain at least one package | Add a package to the Input XML |

| Error Code | Error Description | Resolution |
|------------|---|---|
| 120 | Duplicate consignment references not allowed for groupcode {groupcode}, conref {conref} | Maximum of 99 packages per consignment only |
| 200 | A user ID must be entered | Enter the Customer ID in the input XML |
| 201 | A company name must be entered | Enter company name in the input XML |
| 202 | The first line of the sender address must be entered | The three lines of the origin address can not all be empty |
| 203 | A town for the sender address must be entered | Enter a sender town |
| 204 | A post code for the sender address must be entered | Enter a sender post code |
| 205 | A country code for the sender address must be entered | Enter a valid sender country code |
| 206 | Invalid country code for the sender address entered | Enter a valid sender country code |
| 207 | Sender account must be numeric | Enter a valid sender account number |
| 208 | The sender address contact name must be entered | Enter a Senders Contact Name |
| 209 | The sender address contact dial code must be entered | Enter a sender contact dial code |
| 210 | The sender address contact dial code is too long | This field may only hold 7 digits |
| 211 | The sender address contact telephone number must be entered | Enter a sender contact telephone number |
| 212 | The sender address contact telephone number is too long | This field may only hold 9 digits |
| 213 | unable to determine the pick up depot from sender address | Check sender address details are valid |
| 214 | Sender account number must be entered | Enter an account number associated with this customer |
| 215 | The collection address company name must be entered | Enter collection company name |
| 216 | First line of the collection address must be entered | The three lines of the collection address can not all be empty if these tags are used |
| 217 | A town for the collection address must be entered | Enter a collection town |
| 218 | The collection address post code must be entered | Enter a collection post code |
| 219 | The collection address country code must be entered | Enter a valid collection country code |
| 220 | Invalid collection address country code entered | Enter a valid collection country code |
| 221 | The collection address contact name must be entered | Enter a collection contact name |
| 222 | The collection address contact dial code must be entered | Enter a collection contact dial code |
| 223 | The collection address contact dial code is too long | This field may only hold 7 digits |
| 224 | The collection address contact telephone must be entered | Enter a collection contact telephone number |
| 225 | The collection address contact telephone is too long | This field may only hold 9 digits |
| 226 | unable to determine pick up depot from collection address | Check collection address details are valid |
| 227 | The account number is invalid | The account number entered is not associated with this customer |
| 228 | Shipment date is invalid | Enter the shipment date in DD/MM/YYYY format |
| 229 | The shipment date cannot be in the past | Enter a shipment date that is not in the past |

| Error Code | Error Description | Resolution |
|------------|---|---|
| 230 | The shipment date cannot be more than {max.days.ahead.booking.allowed} days in the future | Enter a date not more than 14 days in the future |
| 231 | Collections can not be made on this date | The Country Cannot make a collection on the requested day |
| 232 | A preferred From collection-time must be entered | Enter a valid time in HHMM format |
| 233 | The preferred From collection-time is invalid | The Preferred collection times must be completed in HHMM format |
| 234 | A preferred To collection-time must be entered | Enter a valid time in HHMM format |
| 235 | The preferred To collection -time is invalid | The Preferred collection times must be completed in HHMM format |
| 236 | Collection times must overlap with {depot.opening.time} and {depot.closing.time} | Enter a preferred collection time between 09:00 and 16:00 |
| 237 | The alternate From collection time must be entered | Enter a valid time in HHMM format |
| 238 | The alternate From collection time is invalid | The alternate collection times must be completed in HHMM format |
| 239 | The alternate To collection time is invalid | Enter a valid time in HHMM format |
| 240 | The alternate To collection time is invalid | The alternate collection times must be completed in HHMM format |
| 241 | Alternate collection times must be between 09:00 and 16:00 | Enter an alternate collection time between 09:00 and 16:00 |
| 242 | The preferred and alternate collection times must not overlap | Check your collection times do not overlap |
| 243 | Unable to allocate unique identifier - contact administrator | There has been an internal error in ExpressConnect, please contact the administrator |
| 244 | Group Code {groupcode} does not exist | Check that the correct group code has been entered for an existing batch. |
| 246 | Error validating consignments for group code {groupcode} | Check that there are cons defined for this group code. |
| 247 | Cutoff time today for submitting shipping requests, {cutoff.date}, has passed | Please contact you TNT representative as the booking time has passed for the current day and we are unable to take your booking via ExpressConnect. |
| 248 | The collection instruction is too long. Max length 60 characters | The collection instruction can be a maximum of 24 characters in length. |
| 300 | Consignment reference must be entered | Enter a reference for the consignment |
| 301 | The receiver company name must be entered | Enter receiver company name in the input XML |
| 302 | The first line of the receiver address must be entered | The three lines of the receiver address can not all be empty |
| 303 | Receiver town must be entered | Enter a receiver town |
| 304 | The receiver address post code must be entered | Enter a receiver post code |
| 305 | The receiver address country code must be entered | Enter a valid receiver country code |
| 306 | An invalid receiver country code has been entered | Enter a valid receiver country code |
| 307 | The receiver address contact name must be entered | A recipient name must be entered |
| 308 | The receiver address dial code must be entered | Enter a receiver contact dial code |
| 309 | The receiver address dial code is too long | This field may only hold 7 digits |
| 310 | The receiver address contact telephone number must be entered | Enter a receiver contact telephone number |
| 311 | The receiver address contact telephone number is too long | This field may only hold 9 digits |
| 312 | Unable to determine the TNT delivery depot from the receiver address | Check receiver address details are valid |

| Error Code | Error Description | Resolution |
|------------|--|---|
| 313 | The delivery address company name must be entered | Enter delivery company name in the input XML |
| 314 | The first line of the delivery address must be entered | The three lines of the delivery address can not all be empty |
| 315 | A delivery address town name must be entered | Enter a delivery town |
| 316 | A delivery address post code must be entered | Enter a delivery post code |
| 317 | A delivery address country code must be entered | Enter a valid delivery country code |
| 318 | The delivery address country code is invalid | Enter a valid delivery country code |
| 319 | A delivery address contact name must be entered | A delivery name must be entered |
| 320 | A delivery address contact dial code must be entered | Enter a delivery contact dial code |
| 321 | The delivery address contact dial code is too long | This field may only hold 7 digits |
| 322 | A delivery address contact telephone number must be entered | Enter a delivery contact telephone number |
| 323 | The delivery address contact telephone number is too long | This field may only hold 9 digits |
| 324 | The delivery address company name must be entered | Check delivery address details are valid |
| 325 | Domestic shipments are not allowed for this country | The origin and destination countries must be different |
| 326 | The consignment type must be entered, N (non-documents) or D (documents) | Enter a consignment type of 'N' (non-document) or 'D' (document) |
| 327 | Consignment type must be N (non-documents) or D (documents) | Enter a consignment type of 'N' (non-document) or 'D' (document) |
| 328 | Payment indicator must be S (sender) or R (receiver) | Terms of payments may only be (S)ender or (R)eceiver |
| 329 | The receivers account number is required for receiver pays shipments | If Terms of payment is 'R' then the receivers account must be entered |
| 330 | Receivers pays shipments not allowed for this account number | Receiver pays shipments are not allowed for this account |
| 331 | Total items must be entered | A Numeric value must be inserted into the item field |
| 332 | Total items must be numeric | A Numeric value must be inserted into the item field |
| 333 | Total items must be greater than zero | A Numeric value greater than zero must be inserted into the item field |
| 334 | The total weight must be entered | A Numeric value must be inserted into the weight field |
| 335 | The total weight must be numeric | A Numeric value must be inserted into the weight field |
| 336 | The total weight must be greater than zero | A Numeric value greater than zero must be inserted into the weight field |
| 337 | The total volume must be entered for non-document shipments | If con type is Non Doc, then enter a volume |
| 338 | The total volume must be numeric | A Numeric value must be inserted into the volume field |
| 339 | The total volume must be greater than zero | A Numeric value greater than zero must be inserted into the volume field |
| 340 | The goods value must be numeric | A Numeric value must be inserted into the goods value field |
| 341 | The goods value must be greater than zero | A Numeric value greater than zero must be inserted into the goods value field |
| 342 | The goods value currency must be entered | If Goods Value is entered a valid currency must be entered also |
| 343 | The goods value currency is invalid | Enter a Valid Currency Code |
| 344 | The goods value must be entered if the currency is given | If a Currency is entered, then a value must be entered also |

| Error Code | Error Description | Resolution |
|------------|--|--|
| 345 | The insurance value must be numeric | A Numeric value must be inserted into the insurance value field |
| 346 | The insurance value must be greater than zero | A Numeric value greater than zero must be inserted into the insurance value field |
| 347 | The insurance value currency must be entered | Enter an insurance currency along with the insurance value |
| 348 | An invalid insurance currency has been entered | Enter a valid Currency Code |
| 349 | The insurance value must be entered if currency given | Enter an insurance value to go with the insurance currency |
| 350 | The insurance value must not exceed 110% of goods value | Enter an insurance value which is not greater than 110% of the goods value |
| 351 | The goods value must be entered if insurance value has been supplied | Enter an goods value if insurance value is supplied |
| 352 | An invalid service has been entered | Enter a valid service code |
| 353 | An invalid option code has been entered for this shipping service | Enter valid options |
| 354 | Duplicate option codes have been entered | Remove the duplicated option code |
| 355 | The receivers account number must be numeric | The account number must be numeric |
| 356 | The receivers account number is invalid | The account number is not assoicated with the userid |
| 357 | The receiver account country code is invalid | This is an internal TNT error and so please contact your TNT representative |
| 358 | The receiver account country code must be entered | The country code associate with the receiver is invalid |
| 359 | The receiver account country code must be entered | For receiver pays shipments a valid receiver account is required |
| 360 | User not allowed to enter own consignment numbers | The customer is not registered to allow them to use this functionality. Contact your TNT representative to arrange this if required. |
| 361 | User entered an invalid consignment number | The last digit (check digit) on the consignment number is invalid. Enter a valid consignment number |
| 362 | Duplicate consignment numbers entered | Enter a different consignment number |
| 363 | A UN Number must be provided if shipment is hazardous | Provide a UN Number for the hazardous shipment (UK Domestic shipments only) |
| 364 | User are not authorised to ship hazardous goods | Contact your local CIT Representative to seek authorisation to ship Hazardous goods. (UK Domestic Shipments Only) |
| 365 | Preferred Collection times must be between 09:00 and 23:59 | Your perfered collection windows must match TNT availability |
| 366 | Alternate Collection times must be between 09:00 and 23:59 and not overlap with Preferred collection times | Your Alternative (afternoon) collection windows must match TNT availability |
| 367 | An invalid delivery address country code entered | The country code associate with the delivery is invalid |
| 368 | The UN Number is too long | The UN number must be 4 characters in length |
| 369 | An insurance value must be entered | The insurance value must be supplied. |
| 400 | The package items must be entered | Enter a numeric value in the items field of the package |
| 401 | The package items must be numeric | A Numeric value must be inserted into the package field |
| 402 | The package items must be greater than zero | A Numeric value greater than zero must be inserted into the package field |
| 403 | The package description must be entered | Enter some descriptiove text in the package description field |
| 404 | The package length must be entered | A length for the package must be entered |
| 405 | The package length must be numeric | A Numeric value must be inserted into the package length field |
| 406 | The package length must be greater than zero | A Numeric value greater than zero must be inserted into the package length field |

| Error Code | Error Description | Resolution |
|------------|---|---|
| 407 | The package width must be entered | A Width for the package must be entered |
| 408 | The package width must be numeric | A Numeric value must be inserted into the package width field |
| 409 | The package width must be greater than zero | A Numeric value greater than zero must be inserted into the package width field |
| 410 | The package height must be entered | A height for the package must be entered |
| 411 | The package height must be numeric | A Numeric value must be inserted into the package height field |
| 412 | The package Height must be greater than zero | A Numeric value greater than zero must be inserted into the package height field |
| 413 | The package weight must be entered | A weight for the package must be entered |
| 414 | The package weight must be numeric | A Numeric value must be inserted into the package weight field |
| 415 | The package weight must be greater than zero | A Numeric value greater than zero must be inserted into the package weight field |
| 500 | Article Items must be entered | The number of items for the article must be entered |
| 501 | Article items must be numeric | A Numeric value must be inserted into the article items field |
| 502 | Article Items must be greater than zero | A Numeric value greater than zero must be inserted into the article items field |
| 503 | Article description must be entered | The description for the article must be entered |
| 504 | Article weight must be entered | The weight for the article must be entered |
| 505 | Article weight must be numeric | A Numeric value must be inserted into the article weight field |
| 506 | Article weight must be greater than zero | A Numeric value greater than zero must be inserted into the article weight field |
| 507 | Article invoice value must be entered | The invoice value for the article must be entered |
| 508 | Article invoice value must be numeric | A Numeric value must be inserted into the article invoice field |
| 509 | Article invoice value must be greater than zero | A Numeric value greater than zero must be inserted into the article invoice field |
| 510 | Article invoice description must be entered | The invoice description for the article must be entered |
| 511 | Article origin country must be entered | The origin country of the article must be entered |
| 512 | An invalid article origin country code entered | Enter a valid origin country of the article |
| 521 | Invalid sender postcode format. Required: {postcode.masks} | Please correct the postocde to the match the required format |
| 522 | Invalid collection postcode format. Required: {postcode.masks} | Please correct the postocde to the match the required format |
| 524 | Invalid receiver postcode format. Required: {postcode.masks} | Please correct the postocde to the match the required format |
| 525 | Invalid delivery postcode format. Required: {postcode.masks} | Please correct the postocde to the match the required format |
| 526 | The collection address town and postcode has not been supplied | Please supply the address details |
| 527 | The collection address town could not be found | Please supplied town (& postcode combination) in the required TNT spelling - please contact you TNT Representative for more assistance. |
| 528 | The collection address town is not unique | Please supplied town (& postcode combination) is not unique - please contact you TNT Representative for more assistance. |
| 529 | The collection address province length is too long | The province can be a maximum of 30 characters in length |
| 530 | The collection address postcode is not allowed for the selected country | The postcode is not required |
| 531 | The collection address province could not be found | The supplied province could not be found - please contact you TNT Representative for more assistance. |
| 532 | The collection address postcode is invalid | The supplied postcode is classed as invalid - please contact you TNT Representative for more assistance. |

| Error Code | Error Description | Resolution |
|------------|---|---|
| 533 | The collection address postcode is not unique | The supplied postcode is not unique - please contact you TNT Representative for more assistance. |
| 534 | The collection address town postcode combination is invalid | The supplied Town & Postcode combination is classed as invalid - please contact you TNT Representative for more assistance. |
| 535 | The collection address postcode is not in within a valid range | We are unable to find this postcode for your supplied town |
| 536 | The collection address postcode could not be found | We are unable to find this postcode |
| 537 | The collection address country code is not valid | The country code must be a valid ISO country code. |
| 538 | The collection address is not unique | The supplied address details are not unique - please contact you TNT Representative for more assistance. |
| 539 | The collection postcode is below the minimum length | The Postcode length does not match the required Postcode length |
| 540 | The sender address town and postcode has not been supplied | Please supply the address details |
| 541 | The sender address town could not be found | Please supplied town (& postcode combination) in the required TNT spelling - please contact you TNT Representative for more assistance. |
| 542 | The sender address town is not unique | Please supplied town (& postcode combination) is not unique - please contact you TNT Representative for more assistance. |
| 543 | The sender address province length is too long | The province can be a maximum of 30 characters in length |
| 544 | The sender address postcode is not allowed for the selected country | The postcode is not required |
| 545 | The sender address province could not be found | The supplied province could not be found - please contact you TNT Representative for more assistance. |
| 546 | The sender address postcode is invalid | The supplied postcode is classed as invalid - please contact you TNT Representative for more assistance. |
| 547 | The sender address postcode is not unique | The supplied postcode is not unique - please contact you TNT Representative for more assistance. |
| 548 | The sender address town postcode combination is invalid | The supplied Town & Postcode combination is classed as invalid - please contact you TNT Representative for more assistance. |
| 549 | The sender address postcode is not in within a valid range | We are unable to find this postcode for your supplied town |
| 550 | The sender address postcode could not be found | We are unable to find this postcode |
| 551 | The sender address country code is not valid | The country code must be a valid ISO country code. |
| 552 | The sender address is not unique | The supplied address details are not unique - please contact you TNT Representative for more assistance. |
| 553 | The sender address postcode does not have the minimum length | The Postcode length does not match the required Postcode length |
| 554 | The receiver address town and postcode has not been supplied | Please supply the address details |
| 555 | The receiver address town could not be found | Please supplied town (& postcode combination) in the required TNT spelling - please contact you TNT Representative for more assistance. |
| 556 | The receiver address town is not unique | Please supplied town (& postcode combination) is not unique - please contact you TNT Representative for more assistance. |
| 557 | The receiver address province length is too long | The province can be a maximum of 30 characters in length |
| 558 | The receiver address postcode is not allowed for the selected country | The postcode is not required |
| 559 | The receiver address province could not be found | The supplied province could not be found - please contact you TNT Representative for more assistance. |
| 560 | The receiver address postcode is invalid | The supplied postcode is classed as invalid - please contact you TNT Representative for more assistance. |
| 561 | The receiver address postcode is not unique | The supplied postcode is not unique - please contact you TNT Representative for more assistance. |
| 562 | The receiver address town postcode combination is invalid | The supplied Town & Postcode combination is classed as invalid - please contact you TNT Representative for more assistance. |
| 563 | The receiver address postcode is not in within a valid range | We are unable to find this postcode for your supplied town |



| Error Code | Error Description | Resolution |
|------------|--|---|
| 564 | The receiver address postcode could not be found | We are unable to find this postcode |
| 565 | The receiver address country code is not valid | The country code must be a valid ISO country code. |
| 566 | The receiver address is not unique | The supplied address details are not unique - please contact you TNT Representative for more assistance. |
| 567 | The receiver address postcode does not have the minimum length | The Postcode length does not match the required Postcode length |
| 568 | The delivery address town and postcode has not been supplied | Please supply the address details |
| 569 | The delivery address town could not be found | Please supplied town (& postcode combination) in the required TNT spelling - please contact you TNT Representative for more assistance. |
| 570 | The delivery address town is not unique | Please supplied town (& postcode combination) is not unique - please contact you TNT Representative for more assistance. |
| 571 | The delivery address province length is too long | The province can be a maximum of 30 characters in length |
| 572 | the delivery address postcode not allowed for the selected country | The postcode is not required |
| 573 | The delivery address province was not found | The supplied province could not be found - please contact you TNT Representative for more assistance. |
| 574 | The delivery address postcode is invalid | The supplied postcode is classed as invalid - please contact you TNT Representative for more assistance. |
| 575 | The delivery address postcode is not unique | The supplied postcode is not unique - please contact you TNT Representative for more assistance. |
| 576 | The delivery address town and postcode combination is invalid | The supplied Town & Postcode combination is classed as invalid - please contact you TNT Representative for more assistance. |
| 577 | The delivery address postcode not within a valid range | We are unable to find this postcode for your supplied town |
| 578 | The delivery address postcode could not be found | We are unable to find this postcode |
| 579 | The delivery address country code is not valid | The country code must be a valid ISO country code. |
| 580 | The delivery address is not unique | The supplied address details are not unique - please contact you TNT Representative for more assistance. |
| 581 | The delivery address postcode does not have the minimum length | The Postcode length does not match the required Postcode length |
| 582 | Delivery in depot not valid | This is an internal TNT error and so please contact your TNT representative |
| 583 | The self collection TNT depot is not valid | This is an internal TNT error and so please contact your TNT representative |
| 584 | Unable to calculate transit time | This is an internal TNT error and so please contact your TNT representative |
| 600 | The sender address contact email is too long, maximum length is 50 | Please correct the field as requested. |
| 601 | The collection address contact email is too long, maximum length is 50 | Please correct the field as requested. |
| 602 | The receiver address contact email is too long, maximum length is 50 | Please correct the field as requested. |
| 603 | The delivery contact email is too long, maximum length is 50 | Please correct the field as requested. |
| 604 | The sender address account number is too long, maximum length is 10 | Please correct the field as requested. |
| 605 | receiver address account number is too long, maximum length is 10 | Please correct the field as requested. |
| 606 | One or more of the option codes are too long, maximum length is 3 | Please correct the field as requested. |
| 607 | The application id is too long, maximum length is 2 | Please correct the field as requested. |
| 608 | The application version is too long, maximum length is 5 | Please correct the field as requested. |
| 609 | The package quantity is too long, maximum length is 5 | Please correct the field as requested. |

| Error Code | Error Description | Resolution |
|------------|---|--|
| 610 | The article quantity is too long, maximum length is 3 | Please correct the field as requested. |
| 611 | The currency code is too long, maximum length is 3 | Please correct the field as requested. |
| 612 | The article country code is too long, maximum length is 3 | Please correct the field as requested. |
| 613 | The article invoice description is too long, maximum length is 78 | Please correct the field as requested. |
| 614 | The sender address vat number is too long, maximum length is 20 | Please correct the field as requested. |
| 615 | The receiver address vat number is too long, maximum length is 20 | Please correct the field as requested. |
| 616 | The collection address vat number is too long, maximum length is 20 | Please correct the field as requested. |
| 617 | The delivery vat number is too long, maximum length is 20 | Please correct the field as requested. |
| 618 | The sender address, address line 1 is too long, maximum length is 30 | Please correct the field as requested. |
| 619 | The sender address, address line 2 is too long, maximum length is 30 | Please correct the field as requested. |
| 620 | The sender address, address line 3 is too long, maximum length is 30 | Please correct the field as requested. |
| 621 | The sender address postcode is too long, maximum length is 9 | Please correct the field as requested. |
| 622 | The sender address country code is too long, maximum length is 3 | Please correct the field as requested. |
| 623 | The sender address town is too long, maximum length is 30 | Please correct the field as requested. |
| 624 | The sender address province is too long, maximum length is 30 | Please correct the field as requested. |
| 625 | The sender address company name is too long, maximum length is 50 | Please correct the field as requested. |
| 626 | The sender address contact name is too long, maximum length is 22 | Please correct the field as requested. |
| 627 | The receiver address, address line 1 is too long, maximum length is 30 | Please correct the field as requested. |
| 628 | The receiver address, address line 2 is too long, maximum length is 30 | Please correct the field as requested. |
| 629 | The receiver address, address line 3 is too long, maximum length is 30 | Please correct the field as requested. |
| 630 | The receiver address postcode is too long, maximum length is 9 | Please correct the field as requested. |
| 631 | The receiver address country code is too long, maximum length is 3 | Please correct the field as requested. |
| 632 | The receiver address town is too long, maximum length is 30 | Please correct the field as requested. |
| 633 | The receiver address province is too long, maximum length is 30 | Please correct the field as requested. |
| 634 | The receiver address company name is too long, maximum length is 50 | Please correct the field as requested. |
| 635 | The receiver address contact name is too long, maximum length is 22 | Please correct the field as requested. |
| 636 | The collection address address line 1 is too long, maximum length is 30 | Please correct the field as requested. |
| 637 | The collection address address line 2 is too long, maximum length is 30 | Please correct the field as requested. |
| 638 | The collection address address line 3 is too long, maximum length is 30 | Please correct the field as requested. |
| 639 | The collection address postcode is too long, maximum length is 9 | Please correct the field as requested. |

| Error Code | Error Description | Resolution |
|------------|--|---|
| 640 | The collection address country code is too long, maximum length is 3 | Please correct the field as requested. |
| 641 | The collection address town is too long, maximum length is 30 | Please correct the field as requested. |
| 642 | The collection address province is too long, maximum length is 30 | Please correct the field as requested. |
| 643 | The collection address company name is too long, maximum length is 50 | Please correct the field as requested. |
| 644 | The collection address contact name is too long, maximum length is 22 | Please correct the field as requested. |
| 645 | The delivery address, address line 1 is too long, maximum length is 30 | Please correct the field as requested. |
| 646 | The delivery address, address line 2 is too long, maximum length is 30 | Please correct the field as requested. |
| 647 | The delivery address, address line 3 is too long, maximum length is 30 | Please correct the field as requested. |
| 648 | The delivery address postcode code is too long, maximum length is 9 | Please correct the field as requested. |
| 649 | The delivery address country code is too long, maximum length is 3 | Please correct the field as requested. |
| 650 | The delivery address town is too long, maximum length is 30 | Please correct the field as requested. |
| 651 | The delivery address province is too long, maximum length is 30 | Please correct the field as requested. |
| 652 | The delivery address company name is too long, maximum length is 50 | Please correct the field as requested. |
| 653 | The delivery address contact name is too long, maximum length is 22 | Please correct the field as requested. |
| 654 | The package width is too long, maximum length is 7 | Please correct the field as requested. |
| 655 | The package length is too long, maximum length is 7 | Please correct the field as requested. |
| 656 | The package height is too long, maximum length is 7 | Please correct the field as requested. |
| 657 | The package weight is too long, maximum length is 9 | Please correct the field as requested. |
| 658 | The package description is too long, maximum length is 60 | Please correct the field as requested. |
| 659 | The article weight is too long, maximum length is 9 | Please correct the field as requested. |
| 660 | The article description is too long, maximum length is 60 | Please correct the field as requested. |
| 661 | The consignment delivery instructions are too long, maximum length is 60 | Please correct the field as requested. |
| 662 | The consignment total weight is too long, maximum length is 8 | Please correct the field as requested. |
| 663 | The consignment total volume is too long, maximum length is 8 | Please correct the field as requested. |
| 664 | The consignment user reference is too long, maximum length is 24 | Please correct the field as requested. |
| 665 | The consignment service is too long, maximum length is 4 | Please correct the field as requested. |
| 666 | The application version value must be 2.2 or greater | |
| 667 | The consignment description is too long, maximum length is 90 | Please correct the field as requested. |
| 668 | The ExpressConnect application version must be entered | |
| 669 | Sender address postcode masks/format not found for the selected country | This is an internal TNT error and so please contact your TNT representative |

| Error Code | Error Description | Resolution |
|------------|--|---|
| 670 | Collection address postcode masks/format not found for the selected country | This is an internal TNT error and so please contact your TNT representative |
| 671 | Receiver address postcode masks/format not found for the selected country | This is an internal TNT error and so please contact your TNT representative |
| 672 | Delivery address postcode masks/format not found for the selected country | This is an internal TNT error and so please contact your TNT representative |
| 673 | The sender address province is not allowed for the selected country | TNT does not require province for selected country |
| 674 | The collection address province is not allowed for the selected country | TNT does not require province for selected country |
| 675 | The receiver address province is not allowed for the selected country | TNT does not require province for selected country |
| 676 | The delivery address province is not allowed for the selected country | TNT does not require province for selected country |
| 677 | Sender town location is too short | This is an internal TNT error and so please contact your TNT representative |
| 678 | Collection town location is too short | This is an internal TNT error and so please contact your TNT representative |
| 679 | Receiver town location is too short | This is an internal TNT error and so please contact your TNT representative |
| 680 | Delivery town location is too short | This is an internal TNT error and so please contact your TNT representative |
| 681 | Packaging group must be provided if shipment is hazardous | The UN number and packaging group should be supplied for Dangerous Goods |
| 682 | ConsignmentBatch Skipped - More Than 3 Packages | No longer used |
| 683 | ConsignmentBatch Skipped - More Than 20 Packages | Please supply upto 20 package lines |
| 689 | Consignment Skipped - More Than 99 Items in Packages | Please supply a maximum of 99 packages. |
| 690 | There must be one hour difference between preferred collection times. | Please correct the collection times supplied. |
| 691 | There must be one hour difference between alternate collection times. | Please correct the collection times supplied. |
| 692 | If the collection date is today, preferred collection end time must be greater than now + 1 hour | Please correct the collection times supplied. |
| 693 | If the collection date is today, alternate collection end time must be greater than now + 1 hour | Please correct the collection times supplied. |
| 997 | Shipping request XML unmarshall failed with parsing error. | Please correct the supplied XML |
| 998 | Shipping request XML unmarshall failed with unknown error. | Please correct the supplied XML |
| 999 | login details not recognised | Your userid and password do not match the details stored for your user. |

| | |
|---|------------------|
| ExpressConnect Shipping Integration Guide | Version: 1.0 |
| | Date: 05/08/2016 |

The following errors may be returned if your select the Rating activity.

| Error Code | Error Description | Default Message | Resolution |
|------------|--|--|---|
| 1 | The XML in the request is not formatted correctly. | Failure to format incoming XML string | Ensure the XML in the request is of the correct structure. Refer to the XSD and available documentation to rectify. |
| 2 | The services returned in the response may not all be valid due to a failure to validate the possible services. | Failure to specify available Services: those returned might not all apply | Resubmit the request for all services. |
| 3 | The options returned in the response may not all be valid due to a failure to validate the possible options. | Failure to specify available Options: those returned might not all apply | Resubmit the request for all options. |
| 4 | Failure to retrieve details of the service or options. | Failure to retrieve Service/Option details | Resubmit the request. If the problem persists, contact the TNT helpdesk. |
| 5 | A timeout occurred when making a call to the database. | Price Check Failure: Time out on database. | Resubmit the request. If the problem persists contact the TNT helpdesk. |
| 6 | An error occurred on the TNT server. | Price Check Failure: Error in server | Resubmit the request. If the problem persists contact the TNT helpdesk. |
| 7 | No rates available for the request | Price Check Failure: No Rates Returned. | Source and destination addresses need to be serviceable by TNT. |
| 8 | Mandatory fields missing or invalid in the request XML. | FIELD/S MISSING OR INVALID. MANDATORY FIELDS ARE ORIGINCOUNTRY, DESTCOUNTRY, CONTYPE, ITEMS, WEIGHT AND VOLUME(IF NONDOC). | Ensure the XML in the request is of the correct structure and contains all mandatory fields. Refer to the XSD and available documentation to rectify. |
| 9 | No price requests found in the XML | No Price Requests Found | Refer to the XSD and available documentation to rectify. |

| |
|-----------------|
| Developer Notes |
|-----------------|

| | |
|---|------------------|
| ExpressConnect Shipping Integration Guide | Version: 1.0 |
| | Date: 05/08/2016 |

| Error Code | Error Description | Default Message | Resolution |
|------------|---|--|---|
| 10 | The account number entered is not associated with this customer | Invalid Account Number | Enter a valid account number. |
| 11 | The country code in the request XML is invalid. | Invalid Country Code | Ensure the country code matches one of those in the TNT dataset. |
| 12 | The town group specified in the request XML is invalid. | Invalid Town Group | TownGroup code must match a code in the TNT Towngroup dataset. |
| 13 | The rates returned are standard rates and do not include any account specific prices. | Standard Rates | If account specific rates are required then account details should be populated in the request XML. |
| 14 | Domestic price requests are not supported in the country specified. | Invalid Domestic Consignment | Domestic shipments should be within supported TNT countries. |
| 15 | The value of the Insurance element should be a number. | Insurance value must be numeric | Ensure the value of the Insurance element is a number. |
| 16 | Options have been specified in the request XML without an associated service code. | Service required with options | Ensure a service code is specified for the requested options. |
| 17 | The system was unable to retrieve the service and option for the request. | Unable to retrieve service/option | Refer to the XSD and available documentation to rectify. |
| 18 | The service specified in the request is invalid. | Service is invalid | Ensure the service in the request matches a code in the TNT dataset. |
| 19 | The system was unable to parse the request XML. | Pricing request failed with parsing error. | Ensure the XML is of a valid structure. Refer to the XSD and available documentation to rectify. |
| 20 | The request XML was not recognised as a Express Connect request. | XML supplied is not recognised as an ExpressConnect request. | Refer to the XSD and available documentation to rectify. |
| 21 | No data was received from the client. | No data received at gateway from client error | Resubmit the request. |
| 22 | The maximum number of options per service has been exceeded. | Exceeded maximum number of allowed options | A maximum of 5 options per service are allowed. |

Developer Notes

| | |
|---|------------------|
| ExpressConnect Shipping Integration Guide | Version: 1.0 |
| | Date: 05/08/2016 |

| Error Code | Error Description | Default Message | Resolution |
|------------|---|--|---|
| 101 | Origin address town not supplied | Origin address town not supplied | Supply origin address town |
| 102 | Origin address town and postcode not supplied | Origin address town and postcode not supplied | Supply origin address town and postcode. |
| 103 | Origin address town has not been recognized. | Origin address town not found | Ensure that the specified origin town is a valid town. |
| 104 | Origin address town results in more than one match | Origin address town not unique | Ensure the origin town is entered correctly. Do not use partial town names. |
| 105 | The origin address province maximum length has been exceeded. | Origin address province length exceeded | Maximum 30 characters. |
| 106 | Origin address postcode has been entered for a country that does not accept postcodes as part of the address. | Origin address postcode not allowed for selected country | Remove the origin postcode element from the request. |
| 107 | Origin address province not found | Origin address province not found | Ensure origin province is entered correctly or remove the origin province element. |
| 108 | The origin postcode is invalid in the request. | Origin address postcode invalid | Ensure the origin postcode element is entered correctly. |
| 109 | Origin address postcode has an invalid format. For example CV9 XTT is incorrect for a UK postcode. | Origin address postcode invalid format | Ensure the origin postcode element is entered correctly and is no longer than 9 characters. |
| 110 | Origin address postcode matches more than one town. This may occur if a partial postcode is entered. | Origin address postcode not unique | Ensure the origin postcode is entered correctly. |
| 111 | Origin address has an invalid town / postcode combination. For example if you entered a London postcode for Birmingham. | Origin address town/postcode combination invalid | Ensure origin postcode and/or town are entered correctly. |

Developer Notes

| | |
|---|------------------|
| ExpressConnect Shipping Integration Guide | Version: 1.0 |
| | Date: 05/08/2016 |

| Error Code | Error Description | Default Message | Resolution |
|------------|--|--|---|
| 112 | Origin address postcode is not within the valid range of postcodes for the town. | Origin address postcode not in valid range | Ensure origin postcode and/or town are entered correctly. |
| 113 | Origin postcode is missing from the request XML. | Origin address postcode not found | Ensure origin postcode is entered correctly |
| 114 | Origin country not found in the XML | Origin address country not supplied | Country is mandatory in the request. |
| 115 | Origin address country is not valid ISO 3166-1 ALPHA-2. (2 character alpha). | Origin address country not valid iso. | Ensure origin country is entered correctly. |
| 116 | Origin address town results in more than one match. | Origin address not unique | Ensure origin town and/or postcode are entered correctly. Do not use partial town or postcodes. |
| 117 | Origin address postcode is below minimum length for selected country | Origin address postcode is below minimum length for selected country | Ensure origin town and/or postcode are entered correctly. Do not use partial town or postcodes. |
| 201 | Destination address town not supplied | Destination address town not supplied | Supply destination address town |
| 202 | Destination address town and postcode not supplied | Destination address town and postcode not supplied | Supply destination address town and postcode. |
| 203 | Destination address town has not been recognized. | Destination address town not found | Ensure that the specified destination town is a valid town. |
| 204 | Destination address town results in more than one match | Destination address town not unique | Ensure the destination town is entered correctly. Do not use partial town names. |
| 205 | The Destination address province maximum length has been exceeded. | Destination address province length exceeded | Maximum 30 characters. |
| 206 | Destination address postcode has been entered for a country that does not | Destination address postcode not allowed for selected country | Remove the destination postcode element from the request. |

Developer Notes

| | |
|---|------------------|
| ExpressConnect Shipping Integration Guide | Version: 1.0 |
| | Date: 05/08/2016 |

| Error Code | Error Description | Default Message | Resolution |
|------------|--|---|--|
| | accept postcodes as part of the address. | | |
| 207 | Destination address province not found | Destination address province not found | Ensure destination province is entered correctly or remove the destination province element. |
| 208 | The Destination postcode is invalid in the request. | Destination address postcode invalid | Ensure the destination postcode element is entered correctly. |
| 209 | Destination address postcode has an invalid format. For example CV9 XTT is incorrect for a UK postcode. | Destination address postcode invalid format | Ensure the destination postcode element is entered correctly and is no longer than 9 characters. |
| 210 | Destination address postcode matches more than one town. This may occur if a partial postcode is entered. | Destination address postcode not unique | Ensure the destination postcode is entered correctly. |
| 211 | Destination address has an invalid town / postcode combination. For example if you entered a London postcode for Birmingham. | Destination address town/postcode combination invalid | Ensure destination postcode and/or town are entered correctly. |
| 212 | Destination address postcode is not within the valid range of postcodes for the town. | Destination address postcode not in valid range | Ensure destination postcode and/or town are entered correctly. |
| 213 | Destination postcode is missing from the request XML. | Destination address postcode not found | Ensure destination postcode is entered correctly |
| 214 | Destination country not found in the XML | Destination address country not supplied | Country is mandatory in the request. |
| 215 | Destination address country is not valid ISO 3166-1 ALPHA-2. (2 character alpha). | Destination address country not valid iso. | Ensure destination country is entered correctly. |

| |
|-----------------|
| Developer Notes |
|-----------------|

| | |
|---|------------------|
| ExpressConnect Shipping Integration Guide | Version: 1.0 |
| | Date: 05/08/2016 |

| Error Code | Error Description | Default Message | Resolution |
|------------|--|---|--|
| 216 | Destination address town results in more than one match. | Destination address not unique | Ensure destination town and/or postcode are entered correctly. Do not use partial town or postcodes. |
| 217 | Destination address postcode is below the minimum length for selected country | Destination address postcode is below minimum length for selected country | Ensure destination town and/or postcode are entered correctly. Do not use partial town or postcodes. |
| 301 | The depot ID for the origin depot is not valid. | Delivery in depot id is not valid | Depot ID should be one of the valid TNT towngroup codes contained within the towngroup dataset. |
| 302 | The depot ID for the self collect delivery address is not valid. | Self collect depot id is not valid | Depot ID should be one of the valid TNT towngroup codes contained within the towngroup dataset. |
| 401 | The TNT backend system was unable to determine the route between the source and destination addresses. | Unable to determine traffic lane for route | Contact TNT helpdesk. |
| 999 | The user name and password specified in the request have not been recognised. | login details not recognised | Enter the correct username and password combination. Contact the TNT helpdesk if the problem persists. |

Developer Notes

| | |
|---|------------------|
| ExpressConnect Shipping Integration Guide | Version: 1.0 |
| | Date: 05/08/2016 |

Developer Notes

| | |
|---|------------------|
| ExpressConnect Shipping Integration Guide | Version: 1.0 |
| | Date: 05/08/2016 |

9.Connecting to ExpressConnect Shipping

ExpressConnect Shipping is a HTTP web service, which defines an XML interface for data transfer. The XSD for the service can be found in the Shipping section of the website. Before sending an XML document through a straight socket connection, you must verify that you can access TNT's ExpressConnect applications by successfully viewing the test/demonstration web site provided by TNT. This is located at

<https://express.tnt.com/expresswebservices-website/app/landing.html>

The demonstration site does NOT support foreign (non-ASCII) characters.

The demonstration site simulates a simple customer interface to the back-end ExpressConnect server. It is useful for developers to use as a tool to test their XML and analyse their return XML results, prior to and during the development of their front-end application.

When testing ExpressConnect Shipping, the results come back in five separate packages. The XML results document holds the information pertaining to consignments created, rated or booked. The other four hold information required for consignment documentation: consignment notes, labels, manifest, and invoice. These four XML documents include a reference to an XSL style sheet¹ in the XML heading. If they are opened as XML files in IE6.0 or above, they will be automatically formatted and displayed as TNT shipping documents.

Having made a successful submission of an XML document via the test page, you are ready to set up a socket connection and make a real XML submission using the code similar to

Open a socket connection to the following address and port number.

| | | |
|-------------|---|-----------------|
| Domain Name | https://express.tnt.com/expressconnect/shipping/ship | express.tnt.com |
| IP Address | 164.39.122.33 | |
| Port | 81 | |

Send the following lines, data between quotes. N.B. 1 blank line should be sent after Content-length line.

```
"POST Shipping/ship HTTP/1.0"
"Accept: */*"
"User-Agent: Ship_socket/1.0";
"Content-type: application/x-www-form-urlencoded";
"Content-length: X";    (replace X with the length of data plus 7 for "xml_in=")
""
"xml_in=XML document"    (this is the content of message)
```

XML document is the XML corresponding to the specified format (see later section).

¹ The manifest document will refer to a different style sheet if it is a summary manifest.

| |
|-----------------|
| Developer Notes |
|-----------------|

| | |
|---|------------------|
| ExpressConnect Shipping Integration Guide | Version: 1.0 |
| | Date: 05/08/2016 |

Once the above data has been sent, read from the socket until no more data is available. The data returned will consist of some header information followed by a blank line, and then the shipping return code. This unique code is your key with which you can retrieve the various XML documents that your shipping request has produced.

The return string will look like this: COMPLETED:nnnnnnn
where nnnnnnn is a unique number.

You will then send this number back in to the TNT server for each XML document – results XML, consignment XML, label XML, manifest XML or invoice XML – that you need.

A code example of how this may be performed and the correct format of the requests are included below.

| |
|-----------------|
| Developer Notes |
|-----------------|

| | |
|---|------------------|
| ExpressConnect Shipping Integration Guide | Version: 1.0 |
| | Date: 05/08/2016 |

9.1VB Script sample

ExpressConnect can be called from within a VB script. The sample script performs the following operations:

- Access the request XML from a folder on the local 'C:' drive
- Parse the basic XML to encode all non ASCII characters to their Hex equivalent. This is required to correctly handle special characters such as "β@¼Ûää".
- Send the encoded XML to ExpressConnect and retrieve the access code. The access code is a unique number that identifies the data for this submission. This is used in subsequent calls to retrieve the document, and summary information XML in subsequent calls.
- Make five separate calls to ExpressConnect to retrieve the summary result information and the four consignment documents, consignment notes, labels, commercial invoice and manifest.

The following characters have special meaning in XML strings and these need to be encoded by your own application before being included in the request XML submitted: & < > " ' "

To include these characters replace the character in your XML with the following literal string:

```
&    &amp;
<    &lt;
>    &gt;
"    &quot;
'    &apos;
```

For example to pass the literal 'Jack & Jill' you need to pass in the XML: 'Jack & Jill'

The example can be run from your own server to show a successful connection and the format of the response XML. Customers are free to utilize this code within their own application if they wish but please note that we cannot offer support for this.

```
'FILE: Sample_HTTP_shipping_request.vbs
'AUTH: Paul Horsley
' Folders required C:\expressconnect
' Folders required C:\expressconnect\original // Put your request XML message here with
file name "TEST.xml"
' Ensure the <SHIPDATE> tag has a date of today or in the future, in the format
"DD/MM/YYYY"
```

```
Const TristateTrue = -1
Const TristateFalse = 0
```

```
xml_out = ""
```

Developer Notes

| | |
|---|------------------|
| ExpressConnect Shipping Integration Guide | Version: 1.0 |
| | Date: 05/08/2016 |

'note ----- The shipping request XML document

```
dim objText
dim objfilesys
dim objSite
Dim iAccessCodeLen
```

```
Dim sfolder
Dim sfilename
Dim sUrl
Dim xml_in
Dim AccessCode
iAccessCodeLen = 7
```

```
sUrl = "https://express.tnt.com/expressconnect/shipping/ship"
```

```
sfolder = "C:\expressconnect\"
Wscript.Echo WScript.Scriptname &" : Calling TNT Express Connect Shipping @ " & sUrl
sFileName = "TEST.xml"
```

```
set objfilesys = wscript.createobject("scripting.filesystemobject")
' For input files with ANSI encoding
```

' Set the format argument to "TristateTrue" (-1) for Unicode files, or "TristateFalse" (0) for ASCII files

```
set objText = objfilesys.opentextfile(objfilesys.BuildPath(sfolder , "original\" &
sfilename ), 1 ,False ,TristateFalse)
```

' Read in the request XML to xml_in variable

```
xml_in = objText.ReadAll
objText.close
```

' Encode the request XML

```
xml_in = HEXThisStream(xml_in)
```

' Send the encoded XML and place the result in AccessCode variable

```
AccessCode = Sendxml (xml_in , "Shipping Connection response")
```

' Store the result in the "C:\expressconnect\" folder

```
PersistXmlTestResults sfolder , "AccessCode=" & AccessCode, "AccessCode"
```

' Extract just the numeric access code from the response

```
AccessCode = Right( AccessCode,iAccessCodeLen)
```

Developer Notes

| | |
|---|------------------|
| ExpressConnect Shipping Integration Guide | Version: 1.0 |
| | Date: 05/08/2016 |

' Display the returned AccessCode. The access code is a unique number that identifies the data for this submission.

' This is used in subsequent calls to retrieve the document, and summary information XML in subsequent calls.

MsgBox "AccessCode - " & AccessCode

' Retrieve the consignment document XML

' The document XML will only be available if the appropriate tag has been included in the <PRINT> node

' of the original request XML. For all four documents to be available the following XML would need to be included

' with the appropriate reference or consignment number. "ref12" in the example below:

```
'
'
'   <PRINT>
'       <CONNOTE>
'           <CONREF>ref12</CONREF>
'       </CONNOTE>
'       <LABEL>
'           <CONREF>ref12</CONREF>
'       </LABEL>
'       <MANIFEST>
'           <CONREF>ref12</CONREF>
'       </MANIFEST>
'       <INVOICE>
'           <CONREF>ref12</CONREF>
'       </INVOICE>
'   </PRINT>
```

' Retrieve the consignment note XML if the <CONNOTE> tag has been included in the <PRINT> node

Xml_In="GET_CONNOTE:" & AccessCode

SendXml Xml_In, "Get_Connote"

' Retrieve the commercial invoice XML if the <INVOICE> tag has been included in the <PRINT> node

Xml_In="GET_INVOICE:" & AccessCode

SendXml Xml_In, "Get_Invoice"

' Retrieve the manifest XML if the <MANIFEST> tag has been included

| |
|-----------------|
| Developer Notes |
|-----------------|

| | |
|---|------------------|
| ExpressConnect Shipping Integration Guide | Version: 1.0 |
| | Date: 05/08/2016 |

```
' in the <PRINT> node
Xml_In="GET_MANIFEST:" & AccessCode
SendXml Xml_In, "Get_Manifest"
```

```
' Retrieve the label XML if the <LABEL> tag has been included
' in the <PRINT> node
Xml_In="GET_LABEL:" & AccessCode
SendXml Xml_In, "Get_Label"
```

```
'Retrieve the result summary information XML
Xml_In="GET_RESULT:" & AccessCode
SendXml Xml_In , "Get_Result_"
```

```
' Process finished
MsgBox "Done all"
```

```
' Encode the request XML before submitting to ExpressConnect
Function HEXThisStream ( sInput )
```

```
    Dim i, k          ' Numeric variables
    Dim s, staticChars, t  ' String variable
```

```
'Create a string of safe / status characters taht do not need encoding
staticChars =
```

```
"abcdefghijklmnopqrstuvwxyzaBCDEFGHIJKLMNOPQRSTUVWXYZ0123456789"
```

```
'Test if the input string is NULL then exit, return a blank string
if IsNull(sInput) then
    HEXThisStream = ""
    exit function
end if
```

```
' Copy sInput string into local var s
s = sInput
```

```
' Iterate the s var content 1 character at a time
For i = 1 To Len ( s )
    ' Get the numeric ascii value for the current character
    k = Asc ( Mid ( s , i , 1 ) )
    ' Test If the current character is one of the staticChars
    If InStr( 1 , staticChars , Chr ( k ) , 1 ) > 0 Then
```

Developer Notes

| | |
|---|------------------|
| ExpressConnect Shipping Integration Guide | Version: 1.0 |
| | Date: 05/08/2016 |

```

        ' If Test = true
        ' Add current character to temp string
        t = t & Chr(k)
    Else
        ' If test = False
        ' Test if the current character is a space
        If k = 32 Then ' ASCII representation of Space char
            ' If True
            ' add "+" character to the temp string
            t = t & "+"
        Else
            ' If False
            ' add a fixed "%" character + the HEXidecimal value fixed to a length of
2 characters
            ' ( additional 0 included as a pad character / used when HEX returns a
single byte
            ' and encoding needs a double byte ("0D","0A" etc etc)
            t = t & "%" & Right ( "0" & ( Hex ( k ) ) , 2 )
        End If
    End If
Next

' Copy the temp string output to the function handle
HEXThisStream = t
End Function

' Send the encoded XML to ExpressConnect
Function SendXML(xmlin , xmlType)
    Dim xmlout
    'note ----- create a socket connection object
    dim httpOb

    set httpOb = WScript.CreateObject("Microsoft.XMLHTTP")

    'note ----- open socket connection to given IP address and entry file
    httpOb.Open "POST", sUrl , false, "", ""

    'note -----display error message if socket opening fails
    if Err Then
        Wscript.Echo "Error connecting: "&Err.Number&" "& Err.Description
    else

```

Developer Notes

| | |
|---|------------------|
| ExpressConnect Shipping Integration Guide | Version: 1.0 |
| | Date: 05/08/2016 |

'note ----- if opening socket works send XML
httpObj.setRequestHeader "Content-Type", "application/x-www-form-urlencoded"

```
xmlIn = "xml_in=" & xmlIn
    ' Send the XML to ExpressConnect
    httpObj.Send xmlIn

    'note ----- store returned XML result
    xmlOut = httpObj.responseText
    PersistXmlTestResults sFolder , xmlOut , sxmlType
end if

'note ----- release socket object
set httpObj = Nothing

SendXML = xmlOut
End Function
```

' Write the retrieved XML to the "C:\expressconnect\" folder
Function PersistXmlTestResults(sFldr , Xml , xmlType)
Dim fs
Dim oFile
Dim ioFile
Set fs=CreateObject("Scripting.FileSystemObject")
ioFile = fs.BuildPath(sFldr , xmlType & ".xml")
set oFile=fs.CreateTextFile(ioFile, True , True)
oFile.write xml
oFile.close
set fs = nothing
End Function

| |
|-----------------|
| Developer Notes |
|-----------------|

| | |
|---|------------------|
| ExpressConnect Shipping Integration Guide | Version: 1.0 |
| | Date: 05/08/2016 |

9.2 JAVASCRIPT CONNECTION CODE EXAMPLE

JavaScript that performs the full five-call 'conversation' with the TNT server, sending in the returned access code to retrieve the separate XML documents.

```
<% @ Language=JScript %>

<%
function SendXml(xml_in) {

// Send XML to TNT gateway
httpOb.Open("POST", " https://express.tnt.com/expressconnect/shipping/ship", false);
httpOb.setRequestHeader("Content-Type","application/x-www-form-urlencoded");
httpOb.Send("xml_in="+escape(xml_in));
// Retrieve response from TNT Gateway
var HttpResult = httpOb.responseText;
return(HttpResult);
}

var xml_in = Request.Form("xml_in")

// Create instance of Microsoft XML Http Protocol object
var httpOb = Server.CreateObject("Microsoft.XMLHTTP");

// Retrieve access code from TNT Gateway
var AccessCode=SendXml(xml_in);
AccessCode=AccessCode.substring(9);

// Retrieve result file from TNT Gateway to show full results from transactions
xml_in = 'GET_RESULT:'+AccessCode;
var ResultXML=SendXml(xml_in);

// Retrieve Consignment note
xml_in = 'GET_CONNOTE:'+AccessCode;
var ConNoteXML=SendXml(xml_in);

// Retrieve Label
xml_in = 'GET_LABEL:'+AccessCode;
var LabelXML=SendXml(xml_in);

// Retrieve Manifest
xml_in = 'GET_MANIFEST:'+AccessCode;
var ManifestXML=SendXml(xml_in);

// Retrieve Invoice
xml_in = 'GET_INVOICE:'+AccessCode;
```

Developer Notes

| | |
|---|------------------|
| ExpressConnect Shipping Integration Guide | Version: 1.0 |
| | Date: 05/08/2016 |

```
var InvoiceXML=SendXml(xml_in);

// Write all the results to files on our server
var FSO=Server.CreateObject("Scripting.FileSystemObject");

xFileName="ShippingResultFiles/xmlresults"+AccessCode+".xml";
xConNoteName="ShippingResultFiles/xmlconnote"+AccessCode+".xml";
xInvoiceName="ShippingResultFiles/xmlInvoice"+AccessCode+".xml";
xLabelName="ShippingResultFiles/xmlLabel"+AccessCode+".xml";
xManifestName="ShippingResultFiles/xmlManifest"+AccessCode+".xml";

var xmlresultfile = FSO.CreateTextFile(Server.MapPath(xFileName),false);
xmlresultfile.Write (ResultXML);
xmlresultfile.Close();

var xmlconfile = FSO.CreateTextFile(Server.MapPath(xConNoteName),false);
xmlconfile.Write (ConNoteXML);
xmlconfile.Close();

var xmlresultfile = FSO.CreateTextFile(Server.MapPath(xInvoiceName),false);
xmlresultfile.Write (InvoiceXML);
xmlresultfile.Close();

var xmlresultfile = FSO.CreateTextFile(Server.MapPath(xLabelName),false);
xmlresultfile.Write (LabelXML);
xmlresultfile.Close();

var xmlresultfile = FSO.CreateTextFile(Server.MapPath(xManifestName),false);
xmlresultfile.Write (ManifestXML);
xmlresultfile.Close();

//Choose what we want to see
//var DisplayObject = ResultXML;
//Response.Write(DisplayObject);

%>
```

Developer Notes

| | |
|---|------------------|
| ExpressConnect Shipping Integration Guide | Version: 1.0 |
| | Date: 05/08/2016 |

9.3C# EXAMPLE

The following example code uses superagent to wrap http calls `http://visionmedia.github.io/superagent/` but you can use instead the `//default http node.js module`, this has been tested with `node.js v6.5.0`

```
#!/usr/bin/env node

'use strict';

//this example uses superagent to wrap http calls http://visionmedia.github.io/superagent/ you can use instead the
//default http node.js module
//tested with node.js v6.5.0

var fs = require('fs');
var request = require('superagent'); // require superagent module

//variables
var url = 'https://express.tnt.com/expressconnect/shipping/ship';
var accessCode;

//get xml
var xmlRequest = "[inputXMLString]" //fs.readFileSync('./example.xml').toString();

//initial call to server with callback
console.log('-- INITIAL CALL --');
sendRequest(xmlRequest, function (err, response) {
  if (err) { return console.log(err) }; //log error in console if there is one.
  console.log(response.text); //log server response

  //stripe out the request id number
  var responseSplit = response.text.split(':'); // split the answer string to be able to fill below properties
  accessCode = responseSplit[1];

  //call the service again to get the result
  console.log('-- GET_RESULT --');
  var resultRequest = "GET_RESULT:" + accessCode;
  sendRequest(resultRequest, function (err, response) {
    if (err) { return console.log(err) }; //log error in console if there is one.
    console.log(response.text); //log server response
  });
});

//generic function to call service
function sendRequest(body, callback) {
  var serviceResponse = new Object();
```

Developer Notes

| | |
|---|------------------|
| ExpressConnect Shipping Integration Guide | Version: 1.0 |
| | Date: 05/08/2016 |

```
request
  .post(url)
  .send('xml_in=' + body)
  .set('Content-Type', 'application/x-www-form-urlencoded')
  .end(function (err, res) {
    if (err) { return callback(err); } // check if error occurred if so return callback with error object
    if (!res.ok) { return callback(res.error); } // check if status was not ok if so return callback with response error
    serviceResponse.rawResponse = res; //store full server response
    serviceResponse.text = res.text; //store server body reply
    callback(null, serviceResponse);
  });
};
```

Developer Notes

| | |
|---|------------------|
| ExpressConnect Shipping Integration Guide | Version: 1.0 |
| | Date: 05/08/2016 |

9.4C# EXAMPLE

The following example code performs a shipping request and receive the result in c#.

```
//example in dotnetcore 1.0
//should run as well in other .Net framework versions

using System;
using System.IO;
using System.Net.Http;
using System.Collections.Generic;

namespace ConsoleApplication
{
    public class Program
    {
        public static void Main(string[] args)
        {
            //define variables
            string accessCodeReply;
            string accessCode;
            string resultReply;
            string connoteReply;

            try
            {
                //Load XML into variable
                Console.WriteLine("-- INITIAL CALL --");
                string xml_in = "[inputXMLstring]"; //File.ReadAllText(@"./example.xml"); //utf-8 only

                accessCodeReply = CallWebservice(xml_in);
                Console.WriteLine(string.Format("REPLY_FROM_SERVER: {0}", accessCodeReply));
                //validate reply
                if (accessCodeReply.StartsWith("COMPLETE:"))
                {
                    accessCode = accessCodeReply.Substring(9);
                }
                else
                {
                    throw new ArgumentException(string.Format("Webservice call ended in an error: {0}", accessCodeReply));
                }

                //call get result
                Console.WriteLine("-- GET_RESULT --");
                resultReply = CallWebservice(string.Format("GET_RESULT:{0}", accessCode));
                Console.WriteLine(resultReply);
            }
        }
    }
}
```

Developer Notes

```
//call get connote
Console.WriteLine("-- GET_CONNOTE --");
connoteReply = CallWebservice(string.Format("GET_CONNOTE:{0}", accessCode));
Console.WriteLine(connoteReply);

}
catch (System.Exception ex)
{
    //write exception message to console
    Console.WriteLine(ex.Message.ToString());
    if (ex.InnerException.Message != string.Empty)
    {
        Console.WriteLine(ex.InnerException.Message.ToString());
    }
}
}

///function to call the webservice
private static string CallWebservice(string body)
{
    //string serverUrl = "https://express.tnt.com/expressconnect/shipping/ship";
    string serverUrl = "https://iconnection.tnt.com/shippergate2.asp";

    try
    {
        //Call Express Connect
        using (var client = new HttpClient())
        {
            //define dictionary to send body "xml_in=<...>"
            var values = new Dictionary<string, string>
            {
                {"xml_in", body}
            };

            //urlencode content
            var content = new FormUrlEncodedContent(values);

            //call webservice
            var result = client.PostAsync(serverUrl, content).Result;
            return result.Content.ReadAsStringAsync().Result;
        }
    }
    catch (System.Exception)
    {
        throw;
    }
}
```

Developer Notes

| | |
|---|------------------|
| ExpressConnect Shipping Integration Guide | Version: 1.0 |
| | Date: 05/08/2016 |

}
}
}

Developer Notes

10. Appendix A: XML elements definition (input)

These tables contain all of the possible Input XML nodes and some information about their use. All elements are mandatory and must contain just one instance unless stated in the table below. If the data is optional then the element does not need to be provided.

XML elements which do not contain a value but are merely a container for other elements are noted as **Container element**, the elements contained therein are described in the rows immediately below. Please remember that field values should be escaped using the ![CDATA[]] notation. At a minimum, all address fields should be escaped. Failure to escape these areas could result in unexpected problems if the value in an element contains an Ampersand (&).

For all data types described with a type prefix of 'xsd:' see [XSD Data Types](#).

For all data types in the form 'stringMinLengthXMaxLengthY', 'stringMaxLengthY', 'integerMin0Max9', 'doubleMaxExclusiveX or longMaxLengthX see Section **Error! Reference source not found.** Custom Data Types.

| XML Element /attribute | Data required | Description | Constraints | Max Length | Parent Element |
|---|---------------|--|--|------------|------------------|
| ESHIPPER | Y | Top level element | | | None |
| LOGIN | Y | Holds login elements | | | ESHIPPER |
| COMPANY | Y | Company Id | As allocated by TNT | | LOGIN |
| PASSWORD | Y | Company Password | As allocated by TNT | | LOGIN |
| APPID | Y | Application Id | Must be 'IN' for version 2 and 2.1
Must be 'EC' for version 2.2 | | LOGIN |
| APPVERSION | Y | Application Version | Must be at least '2' if deviating addresses are used. | | LOGIN |
| CONSIGNMENTBATCH (may be multiple) | Y | Holds one collection | | | ESHIPPER |
| GROUPCODE (optional) | Y | Groupcode to use for the subsequent consignments, so that they can be treated as a batch. (For further information on Group codes see appendix XII). | Returned via an earlier request. | | CONSIGNMENTBATCH |

| |
|-----------------|
| Developer Notes |
|-----------------|

| XML Element /attribute | Data required | Description | Constraints | Max Length | Parent Element |
|-------------------------|---------------|---|--|------------|------------------|
| SENDER | Y | Holds details of the sender and information relating to the collection. | | | CONSIGNMENTBATCH |
| COMPANYNAME | Y | Full company name | This must match up with the name registered against your TNT account. This will ensure your consignment passes our Name & Address validation on the mainframe systems. | 50 | SENDER |
| STREETADDRESS1 | Y | First line of address | | 30 | SENDER |
| STREETADDRESS2 | N | Second line of address | | 30 | SENDER |
| STREETADDRESS3 | N | Third line of address | | 30 | SENDER |
| CITY | Y | Town name | Town MUST be submitted. | 30 | SENDER |
| PROVINCE | N | Province name | | 30 | SENDER |
| POSTCODE | N | Postcode | Postcode MUST be submitted unless country is a non-postcode country. | 9 | SENDER |
| COUNTRY | Y | Country | Must be TNT country code | 3 | SENDER |
| ACCOUNT | Y | Company account upon which collection is to be booked/rated | Must be numeric and be registered against the customer's logon details on the ExpressConnect database | 13 | SENDER |
| VAT | N | Company VAT number | | 20 | SENDER |
| CONTACTNAME | Y | Name of person to be contacted if needed | | 25 | SENDER |
| CONTACTDIALCODE | Y | This person's dial code | | 7 | SENDER |
| CONTACTTELEPHONE | Y | This person's telephone number | | 9 | SENDER |

Developer Notes

| XML Element /attribute | Data required | Description | Constraints | Max Length | Parent Element |
|--------------------------|---------------|--|--|------------|--------------------|
| CONTACTEMAIL | N | This person's email address. | | 30 | SENDER |
| COLLECTION | Y | Holds collection related elements | | | SENDER |
| COLLECTIONADDRESS | N | Holds Collection Address elements – can only be used if details, not consignment numbers, being passed in consignmentbatch | | | SENDER |
| COMPANYNAME | Y | Full company name | | 50 | COLLECTION ADDRESS |
| STREETADDRESS1 | Y | First line of address | | 30 | COLLECTION ADDRESS |
| STREETADDRESS2 | N | Second line of address | | 30 | COLLECTION ADDRESS |
| STREETADDRESS3 | N | Third line of address | | 30 | COLLECTION ADDRESS |
| CITY | Y | Town name | Town MUST be submitted. | 30 | COLLECTION ADDRESS |
| PROVINCE | N | Province name | | 30 | COLLECTION ADDRESS |
| POSTCODE | N | Postcode | Postcode MUST be submitted unless country is a non-postcode country. | 9 | COLLECTION ADDRESS |
| COUNTRY | Y | Country | Must be TNT country code | 3 | COLLECTION ADDRESS |
| VAT | N | Company VAT number | | 20 | COLLECTION ADDRESS |
| CONTACTNAME | Y | Name of person to be contacted if needed | | 25 | COLLECTION ADDRESS |
| CONTACTDIALCODE | Y | This person's dial code | | 7 | COLLECTION ADDRESS |
| CONTACTTELEPHONE | Y | This person's telephone number | | 9 | COLLECTION ADDRESS |
| CONTACTEMAIL | N | This person's email address | | 30 | COLLECTION ADDRESS |
| SHIPDATE | Y | Date on which collection is to be shipped | Must be formatted dd/mm/yyyy. | 12 | COLLECTION |

| |
|-----------------|
| Developer Notes |
|-----------------|

| XML Element /attribute | Data required | Description | Constraints | Max Length | Parent Element |
|--|---------------|---|---|------------|------------------|
| | | | Cannot be in the past. | | |
| PREFCOLLECTTIME | Y | Preferred period of time for collection – holds from and to elements | | | COLLECTION |
| ALTCOLLECTTIME (Optional) | N | Alternative collection – holds from and to elements | | | COLLECTION |
| COLLINSTRUCTIONS | Y | Collection Instructions | | 60 | COLLECTION |
| CONFIRMATIONEMAILADDRESS (Optional) | N | An email address that will be used should the EMAILREQD attribute of the BOOK element be set to 'Y' | Must be a valid email address if specified | 60 | COLLECTION |
| FROM | N | Start of time period | Must be entered as hhmm in 24-hour clock format. Times must be between 0900 and 1600. If one time is specified, the other must also be entered. | 4 | PREFCOLLECTTIME |
| TO | N | End of time period | As above | 4 | PREFCOLLECTTIME |
| FROM | N | Start of time period | As above | 4 | ALTCOLLECTTIME |
| TO | N | End of time period | As above | 4 | ALTCOLLECTTIME |
| CONSIGNMENT (may be multiple) | Y | Holds conref element and EITHER detail element or consignment number element | Can be omitted ONLY if the <GROUPCODE> element is included in the <BOOK> activity. (For further information on Group codes see appendix XII). | | CONSIGNMENTBATCH |

| |
|-----------------|
| Developer Notes |
|-----------------|

| XML Element /attribute | Data required | Description | Constraints | Max Length | Parent Element |
|------------------------|---------------|--|---|------------|----------------|
| CONREF | Y | Customer's reference for a consignment, used for identifying data returned by ExpressConnect Shipping only – not stored. | Must be unique within a document i.e. each con submitted must have its own conref | 20 | CONSIGNMENT |
| DETAILS | Y | Holds consignment detail elements | Either Details or Connumber element MUST be present (Details if Sender element is present within this consignmentbatch) | | CONSIGNMENT |
| RECEIVER | Y | Holds receiver details elements | | | DETAILS |
| COMPANYNAME | Y | Full company name | If receiver pays then this must match up with the name registered against the receiver TNT account. | 50 | RECEIVER |
| STREETADDRESS1 | Y | First line of address | | 30 | RECEIVER |
| STREETADDRESS2 | N | Second line of address | | 30 | RECEIVER |
| STREETADDRESS3 | N | Third line of address | | 30 | RECEIVER |
| CITY | Y | Town name | Town MUST be submitted. | 30 | RECEIVER |
| PROVINCE | N | Province name | | 30 | RECEIVER |
| POSTCODE | N | Postcode | Postcode MUST be submitted unless country is a non-postcode country. | 9 | RECEIVER |
| COUNTRY | Y | Country | Must be TNT country code | 3 | RECEIVER |
| VAT | N | Company VAT number | | 20 | RECEIVER |

| |
|-----------------|
| Developer Notes |
|-----------------|

| XML Element /attribute | Data required | Description | Constraints | Max Length | Parent Element |
|----------------------------------|---------------|--|--|------------|----------------|
| CONTACTNAME | Y | Name of person to be contacted if needed | | 25 | RECEIVER |
| CONTACTDIALCODE | Y | This person's dial code | | 7 | RECEIVER |
| CONTACTTELEPHONE | Y | This person's telephone number | | 9 | RECEIVER |
| CONTACTEMAIL | N | This person's email address. (See Appendix VIII for more information). | | 30 | RECEIVER |
| ACCOUNT (Optional) | N | Receiver's account to be billed | Only include for Receiver pays | 13 | RECEIVER |
| ACCOUNTCOUNTRY (Optional) | N | Country of account | As above | 3 | RECEIVER |
| DELIVERY | N | Holds Delivery Address elements – can only be used if details, not consignment numbers, being passed in consignmentbatch | | | DETAILS |
| COMPANYNAME | Y | Full company name | | 50 | DELIVERY |
| STREETADDRESS1 | Y | First line of address | | 30 | DELIVERY |
| STREETADDRESS2 | N | Second line of address | | 30 | DELIVERY |
| STREETADDRESS3 | N | Third line of address | | 30 | DELIVERY |
| CITY | Y | Town name | Town MUST be submitted. | 30 | DELIVERY |
| PROVINCE | N | Province name | | 30 | DELIVERY |
| POSTCODE | N | Postcode | Postcode MUST be submitted unless country is a non-postcode country. | 9 | DELIVERY |
| COUNTRY | Y | Country | Must be TNT country code | 3 | DELIVERY |
| VAT | N | Company VAT number | | 20 | DELIVERY |
| CONTACTNAME | Y | Name of person to be contacted if needed | | 25 | DELIVERY |
| CONTACTDIALCODE | Y | This person's dial code | | 7 | DELIVERY |
| CONTACTTELEPHONE | Y | This person's telephone number | | 9 | DELIVERY |
| CONTACTEMAIL | N | This person's email address | | 30 | DELIVERY |

| |
|-----------------|
| Developer Notes |
|-----------------|

| XML Element /attribute | Data required | Description | Constraints | Max Length | Parent Element |
|---|---------------|---|---|------------|----------------|
| CONNUMBER (optional for registered customers only) | Y | Customers own consignment number | The number can be entered with or without the UPU (Universal Postal Union) characters. If entered without these characters Express Connect will generate them based on sender and receiver country. (See Appendix I – Modulus 11 or 7 Check Digit for info on check digit). | 13 | DETAILS |
| CUSTOMERREF | N | Customer reference | | 24 | DETAILS |
| CONTYPE | Y | Consignment Type | MUST be ‘N’ (Non-Doc) or ‘D’ (Doc) | 1 | DETAILS |
| PAYMENTIND(optional) | N | Payment Indicator | MUST be ‘S’ (sender pays) or ‘R’ (receiver pays) if element is found in XML doc. Default is Sender. | 1 | DETAILS |
| ITEMS | Y | Total number of packages in consignment | Must be an integer | 3 | DETAILS |
| TOTALWEIGHT | Y | Total weight of all packages | Must be numeric and in kilograms | 4.3 | DETAILS |
| TOTALVOLUME | Y | Total Volume of all packages | Must be in meters. TotalVolume is mandatory.

For a DOC shipment a volume of 0.0 must be entered | 3.3 | DETAILS |

| |
|-----------------|
| Developer Notes |
|-----------------|

| XML Element /attribute | Data required | Description | Constraints | Max Length | Parent Element |
|--|---------------|--|--|------------|----------------|
| CURRENCY | N | Currency to be used | If either the goodsvalue element, insurancevalue or both contain data, then currency must contain a valid TNT currency code | 3 | DETAILS |
| GOODSVALUE | N | Value of consignment in specified currency | As above | 12.2 | DETAILS |
| INSURANCEVALUE

N.B. The insurance does not currently impact the rates returned, but has been included for future development purposes | N | Insurance value of consignment in specified currency | As above. Insurance value MUST NOT be more than 110% of the goods value for non-documents or 500 Euros for documents. | 12.2 | DETAILS |
| INSURANCECURRENCY | N | Insurance currency | If an insurance value is included but no insurance currency is entered, the currency from the CURRENCY field will be used. | 3 | DETAILS |
| SERVICE | Y | The TNT service required | Must be valid TNT service code. Only International and UK domestic services are available as a default. Other domestic services can be activated at a country level on | 3 | DETAILS |

| |
|-----------------|
| Developer Notes |
|-----------------|

| XML Element /attribute | Data required | Description | Constraints | Max Length | Parent Element |
|--|---------------|--|---|------------|----------------|
| | | | request through your TNT representative. | | |
| OPTION (may be up to 5 Option elements) | N | Options required on this service | Must be valid TNT option code. Note specific rules apply to ITLL option (IT) see Appendix IV | 2 | DETAILS |
| DESCRIPTION | N | Description of Consignment | | 90 | DETAILS |
| DELIVERYINST | Y | Delivery Instructions | | 60 | DETAILS |
| CUSTOMCONTROLIN | N | Customs Controlled Indicator | | 1 | DETAILS |
| HAZARDOUS | N | Indicates if the shipment contains dangerous goods. (Available for UK domestic only) | 'Y' or 'N' | 1 | DETAILS |
| UNNUMBER | N | The UN classification for the dangerous goods being carried (Available for UK Domestic shipments only) | 4 digit numeric | 4 | DETAILS |
| PACKAGE (multiple package elements allowed) | Y | Holds elements related to the package | At least one package MUST exist per consignment, UNLESS the consignment is internal to the EU | | DETAILS |
| ITEMS | Y | Number of Packages of package type | Must be an integer | 4 | PACKAGE |
| DESCRIPTION | Y | Package description | | 60 | PACKAGE |
| LENGTH | Y | Length of package | Must be in meters. Max length = 2.4m | 1.2 | PACKAGE |
| HEIGHT | Y | Height of package | Must be in meters. Max height = 1.5m | 1.2 | PACKAGE |

| |
|-----------------|
| Developer Notes |
|-----------------|

| XML Element /attribute | Data required | Description | Constraints | Max Length | Parent Element |
|--|---------------|---|---|------------|----------------|
| WIDTH | Y | Width of package | Must be in meters. Max width = 1.2m | 1.2 | PACKAGE |
| WEIGHT | Y | Weight of package | Must be in kilograms. Max weight = 70kg | 2.3 | PACKAGE |
| ARTICLE (Optional – multiple allowed) | Y | Holds article related elements | | | PACKAGE |
| ITEMS | Y | Number of items in article | | 4 | ARTICLE |
| DESCRIPTION | Y | Article description | | 60 | ARTICLE |
| WEIGHT | Y | Weight of article | Must be in kilograms | 2.3 | ARTICLE |
| INVOICEVALUE | Y | Invoice Value of article | Must be in the currency stated previously | 12.2 | ARTICLE |
| INVOICEDESC | Y | Invoice Description of article | | 60 | ARTICLE |
| HTS | N | HTS number | | 15 | ARTICLE |
| COUNTRY | N | Country of article's origin | Must be valid TNT country code | 3 | ARTICLE |
| EMRN | N | Export Management Reference Number | | 25 | ARTICLE |
| ACTIVITY | Y | Holds different activity elements | | | ESHIPPER |
| CREATE (optional) | Y | Holds the conref elements indicating which consignments are to be created | | | ACTIVITY |
| CONREF (optional – multiple allowed) | Y | The consignment ref corresponding to consignments in the document which are to be created | | 20 | CREATE |
| RATE (optional) | Y | Holds the conref and connumber elements indicating which consignments are to be rated | | | ACTIVITY |
| CONREF (optional – multiple allowed) | Y | The consignment ref corresponding to | | 20 | RATE |

| |
|-----------------|
| Developer Notes |
|-----------------|

| XML Element /attribute | Data required | Description | Constraints | Max Length | Parent Element |
|--|---------------|--|-------------|------------|----------------|
| | | consignments in the document which are to be rated | | | |
| CONNUMBER (optional – multiple allowed) | Y | Consignment number corresponding to previously created consignments in the document which are to be rated. (See Appendix XI for info on check digit). | | 15 | RATE |
| BOOK (optional) | Y | Holds the conref elements indicating which consignments are to be booked, or a GROUPCODE element to book a batch of consignments. (For further information on Group codes see appendix XII). | | | ACTIVITY |
| ShowBookingRef (attribute) | N | Indicates that express connect should return the collection booking service reference number for 2.2 shipments | ‘Y’ or ‘N’ | 1 | ACTIVITY |
| EMAILREQD attribute | N | This holds a ‘Y’ or an ‘N’ (the latter is implied) indicating that a booking confirmation email is required. This will result in an email being sent to the email address specified in the CONTACTEMAIL element within COLLECTION, if you would like the email sent to the CONTACTEMAIL element within SENDER do not include the CONTACTEMAIL element within | | 1 | N/A |

Developer Notes

| XML Element /attribute | Data required | Description | Constraints | Max Length | Parent Element |
|--|---------------|---|--|------------|----------------|
| | | COLLECTION. If neither email is specified, no email is sent. | | | |
| CONREF (optional – multiple allowed) | Y | The consignment ref corresponding to consignments in the document which are to be booked | | 20 | BOOK |
| CONNUMBER (optional – multiple allowed) | Y | Consignment number corresponding to previously created consignments in the document which are to be booked. (See Appendix XI for info on check digit). | | 15 | BOOK |
| GROUPCODE (optional) | Y | Group code for batch of consignments to book. (For further information on Group codes see appendix XII). | Exclusive, cannot be used with CONREF or CONNUMBER | | BOOK |
| PRINT (optional) | Y | Holds the print type elements | | | ACTIVITY |
| REQUIRED (optional) | Y | | | | PRINT |
| CONREF (optional – multiple allowed) | Y | The consignment ref corresponding to consignments in the document which are to have all required documents
Printed (see rules in printing section) | | 20 | REQUIRED |
| CONNUMBER (optional – multiple allowed) | Y | Consignment number corresponding to previously created consignments in the document which are to have all required documents
Printed (see rules in printing section). (See | | 15 | REQUIRED |

| |
|-----------------|
| Developer Notes |
|-----------------|

| XML Element /attribute | Data required | Description | Constraints | Max Length | Parent Element |
|--|---------------|---|-------------|------------|----------------|
| | | Appendix XI for info on check digit). | | | |
| CONNOTE (optional) | Y | | | | PRINT |
| CONREF (optional – multiple allowed) | Y | The consignment ref corresponding to consignments in the document which are to have consignment notes printed | | 20 | CONNOTE |
| CONNUMBER (optional – multiple allowed) | Y | Consignment number corresponding to previously created consignments in the document which are to have consignment notes printed. (See Appendix XI for info on check digit). | | 15 | CONNOTE |
| LABEL (optional) | Y | | | | PRINT |
| CONREF (optional – multiple allowed) | Y | The consignment ref corresponding to consignments in the document which are to have labels printed | | 20 | LABEL |
| CONNUMBER (optional – multiple allowed) | Y | Consignment number corresponding to previously created consignments in the document which are to have labels printed. (See Appendix XI for info on check digit). | | 15 | LABEL |
| MANIFEST (optional) | Y | | | | PRINT |
| CONREF (optional – multiple allowed) | Y | The consignment ref corresponding to consignments in the document which are to appear on a manifest | | 20 | MANIFEST |
| CONNUMBER (optional – multiple allowed) | Y | Consignment number corresponding to previously created consignments in the document which are to | | 15 | MANIFEST |

| |
|-----------------|
| Developer Notes |
|-----------------|

| XML Element /attribute | Data required | Description | Constraints | Max Length | Parent Element |
|--|---------------|---|--|------------|----------------|
| | | appear on a manifest. (See Appendix XI for info on check digit). | | | |
| GROUPCODE (optional) | Y | Group code for batch of consignments to print as a summary manifest. (For further information on Group codes see appendix XII). | Exclusive, cannot be used with CONREF or CONNUMBER | | MANIFEST |
| INVOICE (optional) | Y | | | | PRINT |
| CONREF (optional – multiple allowed) | Y | The consignment ref corresponding to consignments in the document which are to appear on an invoice | | 20 | INVOICE |
| CONNUMBER (optional – multiple allowed) | Y | Consignment number corresponding to previously created consignments in the document which are to appear on an invoice. (See Appendix XI for info on check digit). | | 15 | INVOICE |
| EMAILTO (optional) | Y | Email address to send documentation to. (For more information see appendix IX). | Valid email address, must have requested some documentation to be produced | | PRINT |
| Type attribute | Y | Define the type of email to be sent if multiple types are defined, otherwise send default | Email types defined and submitted for addition to system via local CIT coordinator | | EMAILTO |
| EMAILFROM (optional) | Y | Email address that the returns email will have set as the reply address. This is in case customers try to reply to the email. | Valid email address, must have requested some documentation to be produced | | PRINT |

| |
|-----------------|
| Developer Notes |
|-----------------|

| XML Element /attribute | Data required | Description | Constraints | Max Length | Parent Element |
|------------------------|---------------|--|-------------|------------|----------------|
| SHOW_GROUPCODE | N | Element to indicate that the group code should be included in the returned XML. (For further information on Group codes see appendix XII). | | | ACTIVITY |

Developer Notes

| | |
|---|------------------|
| ExpressConnect Shipping Integration Guide | Version: 1.0 |
| | Date: 05/08/2016 |

11. Appendix B: XSD Data Types

| XSD DATA TYPE | DESCRIPTION |
|---------------|---|
| dateTime | Data expected in the format CCYY-MM-DDThh:mm:ss where CC indicates century, YY year, MM month in 2 digit format, DD day of the month, hh hour of the day, mm minutes and ss seconds.

For example 5:30 p.m. on 30th December 2008 would be 2008-12-30T17:30:00. This data type describes instances identified by the combination of a date and a time. It is described in Chapter 5.4 of ISO 8601 and the W3C XML Schema Recommendation. Its lexical space is the extended format: [-]CCYY-MM-DDThh:mm:ss[Z](+ -)hh:mm] |
| double | Numeric data with decimal places in the range -9007199254740991..9007199254740991. |
| int | Numeric data without decimal places in the range -2147483648..2147483647 |
| long | Numeric data without decimal places in the range -9223372036854775808..9223372036854775807 |
| string | XML compatible alphanumeric data. |
| boolean | 1 – true, 0 - false |

11.1 Custom Data Types

| CUSTOM DATA TYPE | DESCRIPTION |
|----------------------------|--|
| stringMinLengthXMaxLengthY | Data type of type xsd:string with a minimum length of X and a maximum length of Y. If 'MinLength' is not specified in the data type name (e.g. stringMaxLength4) there is no minimum length. |
| integerMin0Max9 | Data type of type xsd:int with a minimum value of 0 and a maximum value of 9. |
| doubleMaxExclusiveX | Data type of type xsd:double with a value that must be less than X. E.g. For 'doubleMaxExclusive100' the value cannot exceed 99.99. |
| longMaxLengthX | Data type of type xsd:long with a maximum length of X. E.g. For 'longMaxLength10' the maximum value is 9999999999 (ten 9's). |

| |
|-----------------|
| Developer Notes |
|-----------------|

| | |
|---|------------------|
| ExpressConnect Shipping Integration Guide | Version: 1.0 |
| | Date: 05/08/2016 |

Notes

Max weight

As a standard the following are limited to:

| | |
|------------------------|------|
| Max weight per package | 70kg |
| Max length per package | 2.4m |
| Max height per package | 1.5m |
| Max width per package | 1.2m |

On request, these limits can be raised for each customer. If this is required please contact your TNT representative who will arrange this for you.

| |
|-----------------|
| Developer Notes |
|-----------------|

| | |
|---|------------------|
| ExpressConnect Shipping Integration Guide | Version: 1.0 |
| | Date: 05/08/2016 |

12. Appendix C MANDATORY FIELDS (INPUT XML)

- Company
- Password
- Appid
- Appversion
- (Sender) CompanyName
- (Sender) StreetAddress1
- (Sender) City
- (Sender) Postcode (unless the country is a non-postcode country)
- (Sender) Country
- (Sender) Account
- (Sender) Contact name
- (Sender) ContactDialCode
- (Sender) ContactTelephone

If CollectionAddress element is used

- (Collection) CompanyName
- (Collection) StreetAddress1
- (Collection) City
- (Collection) Postcode (unless the country is a non-postcode country)
- (Collection) Country
- (Collection) Account
- (Collection) Contact name
- (Collection) ContactDialCode
- (Collection) ContactTelephone

- Ship Date
- Conref
- Connumber
- (Receiver) CompanyName
- (Receiver) StreetAddress1
- (Receiver) City
- (Receiver) Postcode (unless the country is a non-postcode country)
- (Receiver) Country
- (Receiver) Account
- (Receiver) Contact name
- (Receiver) ContactDialCode
- (Receiver) ContactTelephone

If Delivery element is used

- (Delivery) CompanyName
- (Delivery) StreetAddress1

| |
|-----------------|
| Developer Notes |
|-----------------|

| | |
|---|------------------|
| ExpressConnect Shipping Integration Guide | Version: 1.0 |
| | Date: 05/08/2016 |

- (Delivery) City
- (Delivery) Postcode (unless the country is a non-postcode country)
- (Delivery) Country
- (Delivery) Account
- (Delivery) Contact name
- (Delivery) ContactDialCode
- (Delivery) ContactTelephone

- ConType (Consignment type)
- TotalWeight
- TotalVolume
- Consignment Items
- Service
- Package (unless the origin and destination countries are both within the EU). If included the following fields are mandatory
 - (Package) Items
 - (Package) Description
 - (Package) Length
 - (Package) Height
 - (Package) Weight
 - (Package) Width
 - (Package) ArticleCount
- Articles are not mandatory, but if included the following fields are mandatory
 - (Article) Items
 - (Article) Description
 - (Article) Weight
 - (Article) Invoicevalue
 - (Article) InvoiceDesc

| |
|-----------------|
| Developer Notes |
|-----------------|

| | |
|---|------------------|
| ExpressConnect Shipping Integration Guide | Version: 1.0 |
| | Date: 05/08/2016 |

13. Appendix D DATA RULES (INPUT XML)

A summary/reminder of the data input rules are listed below:

- Sender **Account** is mandatory
- **ConRef** must be unique – suggest generating unique values for each submission of consignments and must not contain special characters i.e. &, <, >, “.
- **ConType** (Consignment type) must be either ‘N’ (NonDoc) or ‘D’ (Doc).
- All **measurements** must be in meters(m) and kilograms(kg), input as figures only
- e.g. 301 grams input as ‘0.301’.
- **Dates** must be entered in DD/MM/YYYY format.
- **ShipmentDate** cannot be more than two weeks in advance
- **CollectionTimes** must be entered in 24 hour clock format as HHMM
- e.g. 3:21 p.m. input as 1521.
- **CollectionTimes** are only mandatory for booking. However, if one of the pair is entered, the other must also be. If the alternative times are entered, but the preferred are not, the alternative times are used. If they are found to hold no values when the collection is being booked, the default of 0900 – 1600 is assumed.
- **PaymentInd** is not a mandatory element. However, if included, this must contain the value ‘S’ (Sender pays) or ‘R’ (Receiver pays).
- If **Contype** is ‘N’ then the Volume is mandatory.
- If the **GoodsValue** field contains a value, the **Currency** field must contain a value.
- If the **InsuranceValue** field contains a value, the **Currency** field must contain a value.
- The **InsuranceValue** may not be more than 110% of the **GoodsValue** for non document consignments and not more than 500 Euros for document consignments
- The insurance does not currently impact the rates returned, but has been included for future development purposes
- There may be 0–5 **Option** elements included, each of which must contain a value.
- ITLL is available as an option. There are specific rules regarding its availability (see relevant section)
- There must be at least one **Package** per Consignment when entered in detail form.
- There may not be more than 3 **Packages** per Consignment when entered in detail form with no more than 99 **items**.
- Each **Package weight** is limited to a maximum of 70kg. (Unless a prior arranged limit has been agreed – this can be coordinated through your TNT representative)
- **Articles** are not mandatory.
- There may not be more than 99 **Articles elements** per Package.
- None of the values entered into the **Items** fields will be validated against the number of packages/articles submitted with a consignment, the customer is responsible for making these values correspond if desired.
- For valid country/currency/towns/service/option codes and postcode masks see Appendix III, for retrieval of TNT datasets.
- Non UK **Domestic** services are not available as default (UK Domestic services are available as default). Domestic services can be activated at a country level through a request to your TNT representative. The TNT representative will need to supply a list of domestic services / options available for the specified country.

Developer Notes

| | |
|---|------------------|
| ExpressConnect Shipping Integration Guide | Version: 1.0 |
| | Date: 05/08/2016 |

- There may be up to 50 **Consignment** elements.
- Customers can enter their own consignment numbers if they have been registered to do so. ExpressConnect will check the number for a valid check digit, a modulus 7 or 11 check digit should be used (see appendix XI for further details). The consignment number can be added with or without the UPU (Universal Postal Union) characters at the beginning and end of the number. If UPU characters are not added ExpressConnect will generate them based on the origin and destination country. The TNT representative will coordinate registration for this functionality if required.
- Special characters may be used i.e. &, ‘, “, <, >. Details of encoding can be found in the Appendices.

Developer Notes

14. Appendix E: ISO 3166-1 Alpha-2 Country Codes

| Country names | ISO 3166-1-alpha-2 code |
|------------------------|-------------------------|
| A | |
| AFGHANISTAN | AF |
| ÅLAND ISLANDS | AX |
| ALBANIA | AL |
| ALGERIA | DZ |
| AMERICAN SAMOA | AS |
| ANDORRA | AD |
| ANGOLA | AO |
| ANGUILLA | AI |
| ANTARCTICA | AQ |
| ANTIGUA AND BARBUDA | AG |
| ARGENTINA | AR |
| ARMENIA | AM |
| ARUBA | AW |
| AUSTRALIA | AU |
| AUSTRIA | AT |
| AZERBAIJAN | AZ |
| B | |
| BAHAMAS | BS |
| BAHRAIN | BH |
| BANGLADESH | BD |
| BARBADOS | BB |
| BELARUS | BY |
| BELGIUM | BE |
| BELIZE | BZ |
| BENIN | BJ |
| BERMUDA | BM |
| BHUTAN | BT |
| BOLIVIA | BO |
| BOSNIA AND HERZEGOVINA | BA |
| BOTSWANA | BW |
| BOUVET ISLAND | BV |
| BRAZIL | BR |

| |
|-----------------|
| Developer Notes |
|-----------------|

| | |
|---|------------------|
| ExpressConnect Shipping Integration Guide | Version: 1.0 |
| | Date: 05/08/2016 |

| | |
|---------------------------------------|----|
| BRITISH INDIAN OCEAN TERRITORY | IO |
| BRUNEI DARUSSALAM | BN |
| BULGARIA | BG |
| BURKINA FASO | BF |
| BURUNDI | BI |
| C | |
| CAMBODIA | KH |
| CAMEROON | CM |
| CANADA | CA |
| CAPE VERDE | CV |
| CAYMAN ISLANDS | KY |
| CENTRAL AFRICAN REPUBLIC | CF |
| CHAD | TD |
| CHILE | CL |
| CHINA | CN |
| CHRISTMAS ISLAND | CX |
| COCOS (KEELING) ISLANDS | CC |
| COLOMBIA | CO |
| COMOROS | KM |
| CONGO | CG |
| CONGO, THE DEMOCRATIC REPUBLIC OF THE | CD |
| COOK ISLANDS | CK |
| COSTA RICA | CR |
| CÔTE D'IVOIRE | CI |
| CROATIA | HR |
| CUBA | CU |
| CYPRUS | CY |
| CZECH REPUBLIC | CZ |
| D | |
| DENMARK | DK |
| DJIBOUTI | DJ |
| DOMINICA | DM |
| DOMINICAN REPUBLIC | DO |
| E | |
| ECUADOR | EC |

Developer Notes

| | |
|---|------------------|
| ExpressConnect Shipping Integration Guide | Version: 1.0 |
| | Date: 05/08/2016 |

| | |
|-----------------------------------|----|
| EGYPT | EG |
| EL SALVADOR | SV |
| EQUATORIAL GUINEA | GQ |
| ERITREA | ER |
| ESTONIA | EE |
| ETHIOPIA | ET |
| F | |
| FALKLAND ISLANDS (MALVINAS) | FK |
| FAROE ISLANDS | FO |
| FIJI | FJ |
| FINLAND | FI |
| FRANCE | FR |
| FRENCH GUIANA | GF |
| FRENCH POLYNESIA | PF |
| FRENCH SOUTHERN TERRITORIES | TF |
| G | |
| GABON | GA |
| GAMBIA | GM |
| GEORGIA | GE |
| GERMANY | DE |
| GHANA | GH |
| GIBRALTAR | GI |
| GREECE | GR |
| GREENLAND | GL |
| GRENADA | GD |
| GUADELOUPE | GP |
| GUAM | GU |
| GUATEMALA | GT |
| GUERNSEY | GG |
| GUINEA | GN |
| GUINEA-BISSAU | GW |
| GUYANA | GY |
| H | |
| HAITI | HT |
| HEARD ISLAND AND MCDONALD ISLANDS | HM |
| HOLY SEE (VATICAN CITY STATE) | VA |

| |
|-----------------|
| Developer Notes |
|-----------------|

| | |
|---|----|
| HONDURAS | HN |
| HONG KONG | HK |
| HUNGARY | HU |
| I | |
| ICELAND | IS |
| INDIA | IN |
| INDONESIA | ID |
| IRAN, ISLAMIC REPUBLIC OF | IR |
| IRAQ | IQ |
| IRELAND | IE |
| ISLE OF MAN | IM |
| ISRAEL | IL |
| ITALY | IT |
| J | |
| JAMAICA | JM |
| JAPAN | JP |
| JERSEY | JE |
| JORDAN | JO |
| K | |
| KAZAKHSTAN | KZ |
| KENYA | KE |
| KIRIBATI | KI |
| KOREA, DEMOCRATIC PEOPLE'S
REPUBLIC OF | KP |
| KOREA, REPUBLIC OF | KR |
| KUWAIT | KW |
| KYRGYZSTAN | KG |
| L | |
| LAO PEOPLE'S DEMOCRATIC
REPUBLIC | LA |
| LATVIA | LV |
| LEBANON | LB |
| LESOTHO | LS |
| LIBERIA | LR |
| LIBYAN ARAB JAMAHIRIYA | LY |
| LIECHTENSTEIN | LI |
| LITHUANIA | LT |

| |
|-----------------|
| Developer Notes |
|-----------------|

| | |
|---|------------------|
| ExpressConnect Shipping Integration Guide | Version: 1.0 |
| | Date: 05/08/2016 |

| | |
|---|----|
| LUXEMBOURG | LU |
| M | |
| MACAO | MO |
| MACEDONIA, THE FORMER
YUGOSLAV REPUBLIC OF | MK |
| MADAGASCAR | MG |
| MALAWI | MW |
| MALAYSIA | MY |
| MALDIVES | MV |
| MALI | ML |
| MALTA | MT |
| MARSHALL ISLANDS | MH |
| MARTINIQUE | MQ |
| MAURITANIA | MR |
| MAURITIUS | MU |
| MAYOTTE | YT |
| MEXICO | MX |
| MICRONESIA, FEDERATED STATES
OF | FM |
| MOLDOVA | MD |
| MONACO | MC |
| MONGOLIA | MN |
| MONTENEGRO | ME |
| MONTSERRAT | MS |
| MOROCCO | MA |
| MOZAMBIQUE | MZ |
| MYANMAR | MM |
| N | |
| NAMIBIA | NA |
| NAURU | NR |
| NEPAL | NP |
| NETHERLANDS | NL |
| NETHERLANDS ANTILLES | AN |
| NEW CALEDONIA | NC |
| NEW ZEALAND | NZ |
| NICARAGUA | NI |
| NIGER | NE |

| |
|-----------------|
| Developer Notes |
|-----------------|

| | |
|---|------------------|
| ExpressConnect Shipping Integration Guide | Version: 1.0 |
| | Date: 05/08/2016 |

| | |
|-------------------------------------|----|
| NIGERIA | NG |
| NIUE | NU |
| NORFOLK ISLAND | NF |
| NORTHERN MARIANA ISLANDS | MP |
| NORWAY | NO |
| O | |
| OMAN | OM |
| P | |
| PAKISTAN | PK |
| PALAU | PW |
| PALESTINIAN TERRITORY,
OCCUPIED | PS |
| PANAMA | PA |
| PAPUA NEW GUINEA | PG |
| PARAGUAY | PY |
| PERU | PE |
| PHILIPPINES | PH |
| PITCAIRN | PN |
| POLAND | PL |
| PORTUGAL | PT |
| PUERTO RICO | PR |
| Q | |
| QATAR | QA |
| R | |
| RÉUNION | RE |
| ROMANIA | RO |
| RUSSIAN FEDERATION | RU |
| RWANDA | RW |
| S | |
| SAINT BARTHÉLEMY | BL |
| SAINT HELENA | SH |
| SAINT KITTS AND NEVIS | KN |
| SAINT LUCIA | LC |
| SAINT MARTIN | MF |
| SAINT PIERRE AND MIQUELON | PM |
| SAINT VINCENT AND THE
GRENADINES | VC |

| |
|-----------------|
| Developer Notes |
|-----------------|

| | |
|---|------------------|
| ExpressConnect Shipping Integration Guide | Version: 1.0 |
| | Date: 05/08/2016 |

| | |
|--|----|
| SAMOA | WS |
| SAN MARINO | SM |
| SAO TOME AND PRINCIPE | ST |
| SAUDI ARABIA | SA |
| SENEGAL | SN |
| SERBIA | RS |
| SEYCHELLES | SC |
| SIERRA LEONE | SL |
| SINGAPORE | SG |
| SLOVAKIA | SK |
| SLOVENIA | SI |
| SOLOMON ISLANDS | SB |
| SOMALIA | SO |
| SOUTH AFRICA | ZA |
| SOUTH GEORGIA AND THE SOUTH SANDWICH ISLANDS | GS |
| SPAIN | ES |
| SRI LANKA | LK |
| SUDAN | SD |
| SURINAME | SR |
| SVALBARD AND JAN MAYEN | SJ |
| SWAZILAND | SZ |
| SWEDEN | SE |
| SWITZERLAND | CH |
| SYRIAN ARAB REPUBLIC | SY |
| T | |
| TAIWAN, PROVINCE OF CHINA | TW |
| TAJKISTAN | TJ |
| TANZANIA, UNITED REPUBLIC OF | TZ |
| THAILAND | TH |
| TIMOR-LESTE | TL |
| TOGO | TG |
| TOKELAU | TK |
| TONGA | TO |
| TRINIDAD AND TOBAGO | TT |
| TUNISIA | TN |
| TURKEY | TR |

| |
|-----------------|
| Developer Notes |
|-----------------|

| | |
|---|------------------|
| ExpressConnect Shipping Integration Guide | Version: 1.0 |
| | Date: 05/08/2016 |

| | |
|--------------------------------------|--------------|
| TURKMENISTAN | TM |
| TURKS AND CAICOS ISLANDS | TC |
| TUVALU | TV |
| U | |
| UGANDA | UG |
| UKRAINE | UA |
| UNITED ARAB EMIRATES | AE |
| UNITED KINGDOM | GB |
| UNITED STATES | US |
| UNITED STATES MINOR OUTLYING ISLANDS | UM |
| URUGUAY | UY |
| UZBEKISTAN | UZ |
| V | |
| VANUATU | VU |
| VATICAN CITY STATE | see HOLY SEE |
| VENEZUELA | VE |
| VIET NAM | VN |
| VIRGIN ISLANDS, BRITISH | VG |
| VIRGIN ISLANDS, U.S. | VI |
| W | |
| WALLIS AND FUTUNA | WF |
| WESTERN SAHARA | EH |
| Y | |
| YEMEN | YE |
| Z | |
| ZAMBIA | ZM |
| ZIMBABWE | ZW |

Developer Notes

15. Appendix E: VAT codes

| Country (including code) | VAT number format | VAT in local languages |
|---|---|------------------------|
| Austria (AT) | U12345678 (9 characters. The first character is always 'U') | USt |
| Belgium (BE) | 1234567890 (10 characters. Prefix with zero '0' if the customer provides a 9 digit VAT number) | BTW, TVA, NWSt |
| Bulgaria (BG) | 123456789, 1234567890 (9 or 10 characters) | ДДС |
| Croatia (HR) | 12345678901 (11 characters) | PDV |
| Republic of Cyprus (CY) | 12345678X (9 characters. The last character must always be a letter) | ΦΠΑ |
| Czech Republic (CZ) | 12345678, 123456789, 1234567890, (8, 9 or 10 characters. If more than 10 characters are provided delete the first 3 as these are a tax code) | DPH |
| Denmark, except the Faroe Islands and Greenland (DK) | 12345678 (8 characters) | moms |
| Estonia (EE) | 123456789 (9 characters) | km |
| Finland, but excluding the Åland Islands (FI) | 12345678 (8 characters) | ALV, Moms |
| France, including Monaco but excluding Guadeloupe, Martinique, Réunion, St. Pierre and Miquelon, and French Guiana (FR) | 12345678901, X1234567890, 1X123456789, XX123456789, (11 characters. May include alphabetical characters (any except O or I) as first or second or first and second characters.) | TVA |
| Germany, except Büsingen and the Isle of Heligoland (DE) | 123456789 (9 characters) | MwSt., Ust. |
| Greece (EL) | 123456789 (9 characters) | ΦΠΑ |
| Hungary (HU) | 12345678 (8 characters) | ÁFA |
| Ireland (IE) | 1234567X, 1X23456X, 1234567XX, (8 or 9 characters. Includes one or two alphabetical characters (last, or second and last, or last 2)) | CBL, VAT |
| Italy, except the communes of Livigno and Campione d'Italia | 12345678901 (11 characters) | IVA |

Developer Notes

| Country (including code) | VAT number format | VAT in local languages |
|--|---|------------------------|
| and the Italian waters of Lake Lugano (IT) | | |
| Latvia (LV) | 12345678901 (11 characters) | PVN |
| Lithuania (LT) | 123456789, 123456789012, (9 or 12 characters) | PVM |
| Luxembourg (LU) | 12345678 (8 characters) | TVA |
| Malta (MT) | 12345678 (8 characters) | VAT |
| Netherlands (NL) | 123456789B01 (12 characters. The tenth character is always B) | BTW |
| Poland (PL) | 1234567890 (10 characters) | PTU, VAT |
| Portugal, including the Azores and Madeira (PT) | 123456789 (9 characters) | IVA |
| Romania (RO) | 12, 123, 1234, 12345, 123456, 1234567, 12345678, 123456789, 1234567890, (from 2 to 10 characters) | TVA |
| Slovak Republic (SK) | 1234567890 (10 characters) | DPH |
| Slovenia (SI) | 12345678 (8 characters) | DDV |
| Spain, including the Balearic Islands but excluding Ceuta, Melilla and the Canary Islands (ES) | X12345678, 12345678X, X1234567X, (9 characters. Includes one or two alphabetical characters (first or last or first and last.)) | IVA |
| Sweden (SE) | 123456789012 (12 characters) | Moms |

| |
|-----------------|
| Developer Notes |
|-----------------|

| | |
|---|------------------|
| ExpressConnect Shipping Integration Guide | Version: 1.0 |
| | Date: 05/08/2016 |

16. Appendix F - Example Booking confirmation from backend systems

Please note, this is not available for UK Domestic shipments.

Email sent automatically if the EMAILREQD attribute is set on the BOOK element (see [Activities/functional features](#))

Email sent from: **collection.request@tnt.com**

Dear Customer,
Thank you for choosing to work with TNT.
We would like to confirm the collection request details that have been raised with the following details

Company Name: COLLECTION NAME
Address: TEST DO NOT COLLECT4
 TEST DO NOT COLLECT5
 TEST DO NOT COLLECT6
Town: ATHERSTONE
 WARWICKSHIRE

Contact Name: Mr Contact
Collection Date: 25.07.2016
Open and Close time collection address: 09.00 10.00

Your collection request number is: CVT 818154

For more information please visit <http://www.TNT.com> or call (+44) 1827 711711


For more information on our shipping terms please visit our website.

Note: This e-mail was sent from a notification-only e-mail address that cannot accept incoming e-mail. Please do not reply to this message.

| |
|-----------------|
| Developer Notes |
|-----------------|

17. Appendix G - Advanced Shipping Notification

If a receiver's email <CONTACTEMAIL> is entered within the <RECEIVER> element of the shipping input XML an automatic Advanced Shipping Notification email is sent to the specified email address. The format of the email is as follows:



Dear Customer,

TNT Test has arranged a shipment for you.

The shipment will be collected from them on November 26, 2015 and has **TNT consignment number: 536554443**.

Do you want to follow your package?


Track your shipment

SHIPMENT DETAILS OVERVIEW:

| | |
|---|---|
| <p>From
Bob test company
line 1</p> <p>KOBLENZ</p> <p>56017
DE</p> | <p>To
TNT Express France
1 The address
2 the address</p> <p>PARIS 01</p> <p>75001
FR</p> |
|---|---|

Pieces : 1
Weight : 1 KG
Shipment reference :
Description : document

Find out more about the many ways TNT helps you to **track and send your shipment**



[Go to TNT.com](#)

Developer Notes





| | |
|---|------------------|
| ExpressConnect Shipping Integration Guide | Version: 1.0 |
| | Date: 05/08/2016 |

18. Appendix H – Returns Paperwork

If the <EMAILTO> and <EMAILFROM> elements in the print activity of the shipping input XML is filled with a valid email address an email is sent to the specified email address with the documentation files as HTML attachments. The format of the email is shown below. It is possible to arrange for alternative email formats to be used. This can be arranged via your local TNT representative.

From: <EMAILFROM> value
Subject : **Returns paperwork for your consignment**

▼ 4 attachments

Detailed Manifest.html Consignment Note.html Address Label.html Invoice.html

TNT RETURNS PAPERWORK

TNT have been assigned to arrange the transport of a consignment from you. Please use the attached consignment note and labels to prepare the shipment you need to return

Please prepare your shipment by placing the TNT label on the piece(s) and use the TNT manifest to hand over to the TNT driver that will collect your consignment. If your shipment(s) are customs controlled you must also print the TNT consignment notes and invoice and hand over to the TNT driver.

Thank you in advance for your cooperation.

TNT Express

Local Contacts available on your TNT website: <http://www.TNT.com>

Developer Notes

| | |
|---|------------------|
| ExpressConnect Shipping Integration Guide | Version: 1.0 |
| | Date: 05/08/2016 |

19. Appendix I – Modulus 11 or 7 Check Digit

To validate a consignment number, a modulus 11 or 7 check digit is used. This method creates a digit which will be appended to the end of a consignment number. The digit is created from each of the other digits in the consignment.

Steps taken:

- Assign weights to the digits. In the case of Express Connect, the weights are 8, 6, 4, 2, 3, 5, 9 and 7
- Multiply each digit in the consignment by it's assigned weight.
- Add together the results.
- Divide the result by 11 or 7, depending on which modulus you are using.
- Subtract the remainder from 11 or 7 – leaving behind the check digit.

Example for modulus 11:

Con: 40392321

$$4 * 8 = 32$$

$$0 * 6 = 0$$

$$3 * 4 = 12$$

$$9 * 2 = 18$$

$$2 * 3 = 6$$

$$3 * 5 = 15$$

$$2 * 9 = 18$$

$$1 * 7 = 7$$

$$32 + 0 + 12 + 18 + 6 + 15 + 18 + 7 = 108$$

$$108 / 11 = 9.81818182$$

$$0.81818182 * 11 = 9$$

$$11 - 9 = 2$$

Check digit = 2

NOTE: if the remainder is 0 or 1, the subtraction will result in either 10 or 11 (two digit check digits are not allowed). To resolve this, if the check digit is 11, then it is changed to 5. If the check digit is 10, then it is changed to 0.

| |
|-----------------|
| Developer Notes |
|-----------------|

| | |
|---|------------------|
| ExpressConnect Shipping Integration Guide | Version: 1.0 |
| | Date: 05/08/2016 |

20. Appendix J – Group Codes

GroupCode is a TNT assigned ID to start batch/Grouping activities. Including the tag <SHOW_GROUPCODE/> will return a group code.

Example: The first order of the day is sent to TNT and TAG <SHOW_GROUPCODE/> is present. Successful results from TNT would show:

```
<?xml version="1.0" standalone="yes"?><document>
<GROUPCODE>9799763</GROUPCODE>
<CREATE>
<CONREF>TEST1</CONREF>
<CONNUMBER>GE466478018SE</CONNUMBER>
<SUCCESS>Y</SUCCESS>
</CREATE>
<PRINT>
* Returns confirm of requested printables....
</PRINT>
</document>
```

The users system should store this returned GROUPCODE and insert it into all following orders that should be grouped under this TNT generated / assigned code.

After a GROUPCODE has been created, it can then be included in all relevant requests to group the cons.

<!--Example request with group code -->

```
<LOGIN>
<COMPANY>TOYOTAMHET</COMPANY>
<PASSWORD>T0YO7@@@</PASSWORD>
  <APPID>EC</APPID>
  <APPVERSION>2.2</APPVERSION>
</LOGIN>
<CONSIGNMENTBATCH>
<GROUPCODE>9799763</GROUPCODE>
<SENDER>
  <COMPANYNAME>BT Europe AB</COMPANYNAME>
```

For batch booking, the CONSIGNMENT elements can be omitted, i.e.,

Developer Notes

```
<ESHIPPER>
  <LOGIN>
    <!-- mandatory -->
    <COMPANY>EXAMPLE</COMPANY>
    <PASSWORD>example</PASSWORD>
    <APPID>IN</APPID>
    <APPVERSION>2.2</APPVERSION>
  </LOGIN>
  <CONSIGNMENTBATCH>
    <SENDER>
...
      </SENDER>
    <CONSIGNMENTBATCH>
    <ACTIVITY>
      <BOOK EMAILREQD="Y" ShowBookingRef="Y">
        <GROUPCODE>12345678</GROUPCODE>
      </BOOK>

      <SHIP>
        <GROUPCODE>12345678</GROUPCODE>
      </SHIP>

      <PRINT>
        <MANIFEST>
          <- - Print summary manifest for the batch with the groupcode 12345678 - -
        >
          <GROUPCODE>12345678</GROUPCODE>
        </MANIFEST>
      </PRINT>
    </ACTIVITY>
  </ESHIPPER>
```

Developer Notes

ExpressConnect Shipping Integration Guide	Version: 1.0
	Date: 05/08/2016

21. Appendix K – Security/connectivity requirements

The SSL site certificate for <https://express.tnt.com> will be renewed each year and this is the certificate used by Express Connect. Currently our root certificate and certificate are supplied by Verisign/Symantec. This 2048-bit RSA public root certificate is something that the operating system providers, such as Microsoft or Apple, provide as part of their operating system software. The certificates are updated with the regular specific browser updates and operating system service pack updates.

Your CIT representative will contact you prior to the certificate being renewed and it is vital that you know whether your application environment will automatically renew the certificate or whether you need to manually add the certificate to the trust store. This can be undertaken by the update mechanism used within your environment. Normally the Trusted Root Certification Authorities list would be updated by routine patching of the client OS or browser upgrades.

TNT if required can provide the certificates or urls to Symantec to download the root certificate.

As part of the software installation please ensure you have fully documented the steps required to install a new certificate to your application environment.

Developer Notes

ExpressConnect Shipping Integration Guide	Version: 1.0
	Date: 05/08/2016

22. Appendix L – First Time Trader Requirements

The first time trade flag is used to highlight TNT’s “RIGHT OF INSPECTION”.

If are shipping with TNT, you must agree that we or any governmental authority including customs may open and inspect your shipment at any time.

By default we inspect all “1st time shippers” initial parcels.

Important information for 1st time TNT Shipping Users

1. Please leave the package open for inspection by the driver. This is standard policy with all first time customers and is an important part of our security procedure. Unfortunately we cannot accept packages, which have not been inspected by our driver.
2. If your package is not a document and is traveling outside the European Union, you will need to prepare a Commercial Invoice to accompany it. Please give the Commercial Invoice to the driver when your package is collected.
3. As this is the first time you have dealt with us, we will be happy to call you when your package has been delivered.

Thank you.

Developer Notes

ExpressConnect Shipping Integration Guide	Version: 1.0
	Date: 05/08/2016

23. Appendix M – XML markup Language characters

XML has 5 "special" characters that are markup characters and must be escaped <>'&" The old version of ExpressConnect use to handle these characters without the need for them to be escaped. This is not good practice and so this feature has been removed.

There are two ways to do this, escape each one in turn < (<), & (&), > (>), " ("), and ' (').

For example

```
<COMPANYNAME>Test &amp; Test again</COMPANYNAME>
```

For a company name of "Test & Test again".

The other simpler approach is to escape the full string using CDATA. CDATA is a section of element content that is marked for the parser to interpret as only character data, not markup.

For example

```
<COMPANYNAME><![CDATA[Test & Test again]]></COMPANYNAME>
```

For a company name of "Test & Test again".

Developer Notes

ExpressConnect Shipping Integration Guide	Version: 1.0
	Date: 05/08/2016

24. Appendix N – Dangerous Goods processing

Dangerous Goods are articles or substances which are capable of posing a significant risk to health, safety, property or the environment. The consequences of not being aware of what we are transporting can be far reaching and can affect everyone to the possible extent of loss of life. It is therefore necessary that all regulations and instructions are followed carefully.

Transport of Dangerous Goods on the TNT Express Networks is strictly prohibited except to and from the Dangerous Goods Approved Countries by Dangerous Goods Approved Customers. These Dangerous Goods shipments must be in compliance with all applicable regulations and any TNT Express specific requirements.

If you have been approved by TNT to ship Dangerous Goods, then we now support 3 additional fields within ExpressConnect:

```
<HAZARDOUS>Y</HAZARDOUS>
<UNNUMBER>1845</UNNUMBER>
<PACKINGGROUP>II</PACKINGGROUP>
```

Lithium batteries are considered as hazardous goods due to the fact that they can overheat and ignite under certain conditions. Customers must declare any shipments of Lithium Batteries or electronic devices containing Lithium Batteries, by using the LB option code.

Certain types of Lithium Batteries are classed as “Excepted” and the normal Dangerous Goods policy does not apply in these circumstances.

- Dangerous Goods Customer Approval is not required.
- Dangerous Goods Country Approval is not required.
- Accepted on the TNT Express Fixed Networks (Road & Air).
- Accepted for transport on the Commercial Linehails.

For Excepted Lithium Batteries, the Dangerous Goods flag should be set to Yes and HZ should not be applied. An LB option should be applied.

The Proper shipping name must be supplied in the Special Instructions element. For example for UN 3481 “Lithium Ion Batteries in compliance with Section II of PI 966”

Additional details can be located at https://www.tnt.com/express/en_gb/site/home/how-to-ship-parcel/dangerous-goods/lithium-batteries.html.

You must use you own stylesheets for the Consignment clearly highlighting that the goods being shipped are dangerous.

Developer Notes

Stat. No: _____ Check _____	C. Special Delivery Instructions
Total Packages: 1 Total Weight: 11.000Kg=Total Volume:11.000 m ³	UN3091 Lithium Metal Batteries, in compliance with section II of PI 970
4. Services	D. Customer Reference
Service:10:00 Express (non-doc) DANGEROUS GOODS	E. Invoice Receiver (Receiver's Account number)
Options:Excepted Lithium Batteries	
UN number 3091 Packing group II SENDER PAYS	Received by TNT by (Name):
	Receiver Copy

You must use the ExpressLabel web service for your labeling solution and not the supplied label in ExpressConnect.

Please work with your CIT representative if you are shipping dangerous goods or Lithium batteries.

It's the shipper's responsibility to ensure dangerous goods are correctly declared, packed and labelled with the right documentation for the countries of origin, transit and destination.

Developer Notes
